

# Annual Report

New South Wales  
Rugby Union

# 2016



# Contents

<b>1</b>	<b>INTRODUCTION</b>	
	Office Bearers	<b>4</b>
	Sponsors	<b>5</b>
<b>2</b>	<b>REPORTS</b>	
	CEO & Chairman's Report	<b>6</b>
	President's Report	<b>10</b>
<b>3</b>	<b>2016</b>	
	A Year for Change for NSW Rugby	<b>12</b>
<b>4</b>	<b>NSW WARATAHS</b>	
	NSW Waratahs	<b>16</b>
	Super Rugby Results & Standings	<b>18</b>
	Milestones & Awards	<b>48</b>
<b>5</b>	<b>NSW COMMUNITY RUGBY</b>	
	NSW Community Rugby	<b>52</b>

<b>6</b>	<b>NSW PREMIERSHIP RUGBY (SHUTE SHIELD)</b>	
	NSW Premiership Rugby	<b>56</b>
	Results & Standings	<b>60</b>

<b>7</b>	<b>NSW SUBURBAN RUGBY UNION</b>	
	NSW Suburban Rugby Union	<b>68</b>
	Results	<b>72</b>

<b>8</b>	<b>NSW COUNTRY RUGBY UNION</b>	
	NSW Country Rugby Union	<b>74</b>
	Results	<b>78</b>

<b>9</b>	<b>NSW WOMEN'S RUGBY UNION</b>	
	NSW Women's Rugby Union	<b>82</b>

<b>10</b>	<b>NSW SCHOOLS RUGBY UNION</b>	
	NSW Schools Rugby Union	<b>86</b>
	Representative Honours	<b>89</b>

<b>11</b>	<b>NSW SCHOOLS ASSOCIATIONS</b>	
	NSW Schools Association	<b>92</b>
	NSW Combined Catholic Colleges (CCC)	<b>94</b>
	Great Public Schools (AAGPS)	<b>96</b>
	Independent Schools Association (ISA)	<b>98</b>
	Australian Independent Co-Educational Schools (AICES)	<b>100</b>
	Associated Schools of NSW (CAS)	<b>102</b>
	NSW Combined High Schools (CHS)	<b>104</b>
	NSW Primary Schools Sports Association (NSWPSSA)	<b>105</b>

<b>12</b>	<b>NSW JUNIORS RUGBY UNION</b>	
	NSW Juniors Rugby Union	<b>106</b>

<b>13</b>	<b>NSW REFEREES</b>	
	NSW Referees	<b>110</b>

<b>14</b>	<b>2016 FINANCIAL REPORTS</b>	
	Consolidated Reports	<b>112</b>
	NSW Rugby Union	<b>115</b>
	NSW Waratahs	<b>139</b>



Introduction

Office Bearers

NSW Rugby Union  
2016 Board of Directors

Roger Davis (Chairman)  
Kerry Chikarovski  
Greg Gerrard  
Arthur Laundry  
Rob Milner  
John Morrison  
Barry Ruddy

NSW Waratahs  
2016 Board of Directors

Roger Davis (Chairman)  
Alastair Baxter  
Ross Grant  
Sally Loane  
Paul Timmins  
Kerry Chikarovski  
David Giffin  
David Dennis

Honorary Life Members

Dick Byres OAM  
Peter Crittle  
Peter Falk OAM  
Peter Fenton OAM  
JE (John) Freedman OAM  
Ron Graham AM  
PA (Phil) Harry AM  
Richard (Dick) Hart  
JWT (Terry) MacBride  
Laurie Maher OAM  
John Mulford  
deceased 21/12/16  
Jeff Sayle OAM  
Richard (Dick) Shaw  
JW (Bill) Simpson  
Robin Timmins OAM  
Terry Willis

2016  
Sponsors

PRINCIPAL PARTNER



MAJOR PARTNERS



OFFICIAL PARTNERS





# NSW Rugby

## CHAIRMAN & CEO REPORT

Welcome to the 2016 NSW Rugby Union (NSWRU) and NSW Waratahs Annual Report. 2016 marked a turning point for rugby in New South Wales, with two separate entities, the NSWRU and NSW Waratahs coming back together as one operation and so we are pleased to present this combined report.

There was a great amount of change for the organisation throughout the reporting year, including the departure of NSWRU Executive Director Bruce Worboy and NSW Waratahs CEO Greg Harris. We would like to take this opportunity to thank them for their service to the sport at all levels.

The changing landscape of sport at all levels prompted rugby in New South Wales to look at governance structures that are needed to best support the business. The first step was to bring the business operations of NSWRU and NSW Waratahs together, under one CEO and one senior management structure.

The changes to the business restructure has allowed a greater connection between the elite side of the sport with the heart land of rugby, our clubs and grassroots. Already we have seen greater integration between the Senior and Elite Youth Development programs as well as bolstering the support to the community participation department to ensure they can better assist the rugby communities around the state.

### Strategic planning and governance

A new strategic plan was completed in 2016 with the first draft presented to the Board in December. This major piece of work also reflected the changes in the governance of the sport in New South Wales.

The changes to the business operating model, to become one operation, resulted in a lot of change in the business throughout the reporting year. The changes were not only limited to management, with the commencement of an organisational wide governance review.

### Finance

On the back of another strong 2015 season on the pitch and a new broadcast deal for 2016 we set ourselves a very challenging budget for the 2016 financial year. An additional \$500k of National Strategic Growth Funding was received from the ARU which was invested into Development Officers strategically across the

state. This funding was sadly cut by the ARU after one year due to the financial pressures currently facing the game. For the NSW Waratahs the majority of the additional broadcasting revenue was invested into funding new membership programs, marketing of Super Rugby (to convert into fans onto seats) and funding operating losses whilst maintaining a \$1.1million grant to the community game.

The group managed to generate a \$263k profit for FY2016 (compared to a \$16k loss originally budgeted) which was a good result the deficit budget at the start of the season. This profit along with the accrued reserves on the balance sheet will be invested into funding the community and professional game in FY2017 given the challenging conditions the game is currently facing (please see next section). Ensuring the organisation remains financial viable is of importance to the organisation, to ensure it can fulfil it's obligations to grow the game in New South Wales.

Please refer to 2016 Financial Reports section (pp.112-113) for a summary on the consolidated FY2016 financial results.

### Brand and reputation

The changes to the structure provided the unique opportunity to review the branding of NSWRU, NSW Waratahs and it's affiliates across the State.

Thanks to the extensive consultation process, the rebrand of NSW Rugby and it's affiliates has now been completed with all brands united under the one umbrella of NSW Rugby (see page XX).

The roll out of the brand will happen in a phased approach with additional phases to be rolled out during 2017.

### Community Engagement

In the competitive sporting marketplace, getting more people playing rugby, is an ongoing challenge. With many sports reporting declines in memberships, it was pleasing during 2016 to see a good growth in country members along with a 1 per cent increase in junior participation in rugby overall.

More than 24,000 primary school aged children took part in Game On in New South Wales, which is almost double our initial target.

There were more impressive figures that came from the community rugby programs including:

- 3,711 people involved in Viva 7s – non-contact rugby competitions run primarily at clubs
- 13,972 children involved in School 7s tournaments – Primary and Secondary School tournaments
- 37,379 Club XVs players across juniors and seniors
- 17,157 School XVs players
- 6,389 7s tournament players
- More than 900 coaches.

Rugby competitions in NSW continue to be delivered at the highest standard. Congratulations to all the winners across the year including:

- Kentwell Cup – Mosman
- Caldwell Cup Country Championship – Illawarra
- Sydney Women's Rugby Championship (Jack Scott Cup) – Sydney University
- Country Women Champions – Hunter
- Shute Shield Champions – Northern Suburbs

Throughout the strategic planning process the key focus areas for the community development were identified around secondary schools programs, more support for volunteer coaches, facilities development and connecting the elite players (NSW Waratahs) to the heartland of the sport.

### Marketing

Super Rugby remains at the forefront of the marketing plan, with the changes to format and structure of the competition impacting on the delivery of marketing campaigns.

Memberships saw a rise largely due to a strong finish to the previous season, however ticketing was close to target but slightly lower due to losses at home games. As per the strategic plan, significant work around marketing and promotion of what NSWRU is doing across the whole sport, including community rugby, is a focus for the future.

### Commercial

We welcome the continued support from great partners such as Daikin, CMC Markets, Ray White, CGU and Ricoh.

The new direction will see a new whole of sport strategy, from the grassroots through to elite, at the core of the promotional mix for rugby in New South Wales.

Due to a revised broadcast deal, increased grants were received to support strategic initiatives as well as for the NSW Waratahs team. While this was received initially by the end of 2016, NSWRU and NSW Waratahs Ltd had been advised these increases were to be revoked for 2017.

NSWRU will be working towards widening the commercial base of funding that can better support all levels of the sport.

### Winning Culture

In upholding the proud traditions of our 143 years of rugby history, there were some great victories celebrated throughout 2016.

Congratulations to:

- NSW Schools II – National Schools Championships
- Western Sydney defeated Brisbane City 38-3 in the final of the 17s Junior Gold Cup
- Sydney win the National XV Women's Championships
- Youth Boys win the National Youth 7s Championships
- NSW Schools took out the NSW 16s Invitational Championships

A special mention to the Trytons Rugby program that offers children with special needs an opportunity to play rugby.

No doubt there is disappoint that the Waratahs did not reach the finals stages however there were signs of what this team can achieve and that the change in game style will succeed if this group is given time – the performances against the Chiefs and Stormers being great examples of what the can achieve.

While on the field the Waratahs had a disappointing season it is important to take into consideration the significant amount of work Daryl Gibson needed to complete to get a squad contracted and new back room team for the Waratahs in place.

We appreciate we have work to do to raise the standard of Elite youth development and work has started in building this area of our sport to underpin the professional game.



## Challenges

There are challenges that rugby needs to tackle and the NSWRU have already taken steps to put the structures and management team in place to meet those challenges head on.

The perception of Super Rugby and indeed Australian Rugby is a concern. However, a strong Super Rugby competition and strong Super Rugby team creates income that can in turn be invested into community rugby. We need to work collectively to ensure Super Rugby profile can be bolstered and engages its fans and we give our fans a great sporting experience. At the same time we also need to be mindful of the importance of all tiers of NSW Rugby and the contribution they make to the State and National teams.

The challenge remains to ensure that numbers can grow for XV teams while at the same time fostering the rising interest in women's rugby, sevens and other alternative forms of the game that can attract more people to the sport.

NSWRU is committed to enhancing relationships with the ARU to better rugby not only in Australia, but our interests on the international stage including with SANZAAR.

We need to have the flexibility and structures, including governance structures, in place to adapt to the changes in society and what young people want from sport and what they want from rugby.

## Recognition

In February rugby's first lady Robin Timmins retired following 48 years service with the Sydney and NSW Rugby Unions. Robin fulfilled virtually every role in NSWRU and fittingly finishing her career as the Referee Appointments coordinator. Robin, Australia's first female referee was awarded an OAM in 2014, the IRB medal for Service to Rugby in 2013 and Life membership to NSWRU and NSW Referees. NSWRU wishes Robin well in her retirement.

On a sad note life member John Mulford passed away in December. John was the NSW Rugby and Waratahs honorary archivist and author of "Guardians of the Game – A History of the NSWRU 1874-2004". His legacy will long be remembered through the enormous effort in recording the great history of our sport.

The President of NSW Schools Colin "Col" Murray passed away in August. Col had been President of NSW Schools for 16 years until his death and was a life member of NSW and Australian Schools. Col was a manager and selector of numerous CHS, NSW and Australian Schools teams his first position as manager of the CHS Tour to Japan in 1979.

## Thanks

Our sport wouldn't be what it is without the tireless support of our clubs, coaches, administrators, volunteers and players, who invest so much to make our sport what it is today. The countless hours of dedication and passion of so many have contributed to the great results of 2016.

We would also like to thank our fellow Directors of the NSWRU and NSW Waratahs Board as well as thank team at the NSWRU/ Waratahs office for their professionalism and commitment to growing and improving the game of rugby in New South Wales.

### ROGER DAVIS

Chairman, NSW Rugby Union / Waratahs Ltd

### ANDREW HORE

CEO, NSW Rugby Union / Waratahs Ltd



"The changing landscape of sport at all levels prompted rugby in New South Wales to look at governance structures that are needed to best support the business."



# NSW Rugby

## President's Report

NSW Rugby Union (NSWRU) has seen considerable change in 2016 both on and off the field through resignations, changes to management, player retirements, reviewing of governance and business restructures. However, the major and most important factor is that NSWRU and NSW Waratahs are now seen as one entity – Sydney clubs, Sydney juniors, women's, schools, NSW country, country juniors, Waratahs and sub-district all together. I would like to thank Bruce Worboys for his contribution as a servant to the game and NSWRU over many years in so many ways. Bruce is well respected as a passionate lover of NSWRU community values and has managed the organisation well through difficult times.

Strong leadership is an essential ingredient for success. Roger Davis chairing both Boards is the first step in achieving this aim. NSWRU CEO Andrew Hore is continuing to provide that leadership and direction through a consultative approach with all stakeholders. There is much to be done in every aspect of the game. Most important is to win back the support of the rugby heartland through engagement with the rugby community. To that end Andrew has been busy establishing his own administrative team and getting the right people in the right place with the right skillset to do the job. I thank all the administrative staff who have worked with the Board and Andrew through these dynamic times. Congratulations to the 2016 Waratahs and all associated with the team. Daryl Gibson has a very young side with the team playing exciting rugby and they have established that much needed winning culture. To be the number one team is a big task however the rebuilding phase is exciting and challenging for skipper Michael Hooper and the senior players.


Rob Millner resigned after five years as president of Sydney Rugby. Thank-you Rob for your contribution, it's very much appreciated. David Begg has taken up the responsibility and accountability for Sydney Rugby. I encourage the collaboration between the Sydney Women's Rugby and our Sydney clubs, only positives will result from this. Tony Fisher resigned as president of the Sydney Juniors. Tony was a strong campaigner for our largest affiliate union and fought many battles to ensure the juniors concerns and needs are heard. Well done Tony and thank-you for your leadership over many years.

The Rugby community was saddened to hear John Mulford NSWRU life member and union historian passed away on 21 December 2016. John has been a wonderful contributor to rugby in so many areas. My last contact with John was at the Hawkesbury Valley Rugby Club celebrations, a club he helped establish in 1987. In all areas of NSW many people are making huge efforts to facilitate rugby. Thank you to the players of all ages, administrators, coaches, trainers, canteen staff, ground staff, referees, judicial members and all our volunteers, for their contribution to our great game of rugby.

### MICK MATHERS

President, NSW Rugby Union / Waratahs Ltd

**"Strong leadership is an essential ingredient for success. Roger Davis chairing both Boards is the first step in achieving this aim. NSWRU CEO Andrew Hore is continuing to provide that leadership and direction through a consultative approach with all stakeholders."**



**"Congratulations to the 2016 Waratahs and all associated with the team. To be the number one team is a big task however the rebuilding phase is exciting and challenging for skipper Michael Hooper and the senior players."**



## 2016

### A Year for Change for NSW Rugby

#### Case for Change

For more than five years NSW Rugby Union (NSWRU) and NSW Waratahs have operated as separate entities. While the decision helped to improve areas of the business at the time, what it also did was create a divide between the professional and community sides of rugby union in New South Wales.

There was a clear message that NSWRU and NSW Waratahs needed to build stronger working relationships with clubs, improve the delivery of services and programs and build a strong connection between the grassroots sport and the NSW Waratahs.

The NSW Waratahs rely on strong clubs and rugby development across New South Wales. Equally the grassroots rely on the NSW Waratahs developing 'leaders' in the sport who can help attract more people to play rugby.

Rugby Union in New South Wales has a proud history both at the club level and at a representative level, the NSW Waratahs.

In 2016, the decision was made to bring the two organisations back together under one management model, with one vision and one strategy to grow the game of rugby across the state.

**“There was a clear message that NSWRU and NSW Waratahs needed to build stronger working relationships with clubs, improve the delivery of services and programs and build a strong connection between the grassroots sport and the NSW Waratahs.”**

“In 2016, the decision was made to bring the two organisations back together under one management model, with one vision and one strategy to grow the game of rugby across the state.”

#### Why Change?

- To ensure best practice governance structures are in place to support the development of rugby both now and for the future
- To facilitate growth, development and success of rugby in New South Wales from the grassroots to the elite level
- To promote and offer opportunities to have rugby as a 'game for all'
- To build a sustainable sporting organisation that ensures success both on and off the field, now and into the future
- To develop a winning culture at all levels of the game on and off the field, including building heroes of the sport that inspire the next generation to play and be part of the sport of rugby union
- To reconnect with rugby's fan base to inspire and energise all fans from the beach to bush
- To establish the NSW Waratahs brand as a leading Super Rugby team in Australia
- To maintain the unique values that rugby has.

#### What needs to change?

- Establish a strong and effective governance model, with an integrated model. This includes identifying the right people for Board and executive level.
- Develop a world-class operating model and management team
- Create a sustainable funding model across the whole sport that will support all other initiatives
- Secure optimal playing, training and administration facilities for all levels of the sport across New South Wales
- Develop and execute a comprehensive marketing plan that will promote and engage rugby fans across the state and attract new participants to the sport
- Redefine the organisational culture to that of 'success and winning' at all levels of the sport.

#### What has happened already?

- Establishment of one strategic framework for the organisation through 2020, focusing on eight key drivers including:
  - Governance
  - Commercial and financial
  - Community engagement
  - Creating a winning culture
  - Market positioning
  - People development
  - Operations and facilities
  - Creating one brand identity
- Changes to governance with one Chair, one CEO and two non-executives across both boards, to effectively bring them together under one management structure
- Development of a new brand identity that will create a consistent brand across all NSW Rugby programs – from the NSW Waratahs to rugby sevens, suburban rugby to generation blue, juniors to referees
- Reconnecting the NSW Waratahs to the community through memberships including:
  - Free junior season memberships which are now available for children up to the age of U14
  - Connecting to regional New South Wales – the introduction of a country membership package
  - Connecting to families – introduction of the 'Lady Waratah' and 'Baby' memberships to give the whole family a reason to be part of the Tah Family
  - Season members now have free entry to the Shute Shield Grand Final.



# Evolution of the new family of NSW RU logos



## THE NSW RU LOGO EVOLUTION

### Top

A range of the logos used for both NSW RU and NSW Waratahs.

### Bottom

The evolution of the logos, bringing it under one combined brand family.





# NSW Waratahs

Photo: Ben Holgate



Week 1

NSW Waratahs v Reds

27/02/2016

30 – 10

NSW WARATAHS v REDS

- SCORERS
- Tries

Hooper

Carraro

Horwitz

Phipps
- Pen

Beale

Hegarty
- Con

Beale 2

REFEREE

Angus Gardner

CROWD

24,044

NSW Waratahs Lineup	
1	PADDY RYAN
2	TATAFU POLOTA-NAU
3	ANGUS TAAVAO-MATAU
4	DEAN MUMM
5	WILL SKELTON
6	DAVE DENNIS
7	MICHAEL HOOPER
8	JED HOLLOWAY
9	NICK PHIPPS
10	KURTLEY BEALE
11	ZAC GUILDFORD
12	DAVID HORWITZ
13	ROB HORNE
14	MATT CARRARO
15	ISRAEL FOLAU
16	SILATOLU LATU
17	BENN ROBINSON
18	JEREMY TILSE
19	SAM LOUSI
20	JACK DEMPSEY
21	MATT LUCAS
22	BRYCE HEGARTY
23	REECE ROBINSON



Photo: Ben Holgate



Week 2

Brumbies v NSW Waratahs

04/03/2016

32 – 15

BRUMBIES v NSW WARATAHS

SCORERS

Tries

I.Folau, N.Phipps

Pen

K.Beale

Con

K.Beale

REFEREE

Marius van der Westhuizen

NSW Waratahs Lineup	
1	PADDY RYAN
2	TATAFU POLOTA-NAU
3	ANGUS TAAVAO-MATAU
4	DEAN MUMM
5	WILL SKELTON
6	DAVE DENNIS
7	MICHAEL HOOPER
8	JED HOLLOWAY
9	NICK PHIPPS
10	KURTLEY BEALE
11	ZAC GUILDFORD
12	DAVID HORWITZ
13	ROB HORNE
14	MATT CARRARO
15	ISRAEL FOLAU
16	SILATOLU LATU
17	MATTHEW SANDELL
18	JEREMY TILSE
19	SAM LOUSI
20	WYCLIFF PALU
21	JACK DEMPSEY
22	MATT LUCAS
23	BRYCE HEGARTY



Photo: Andrew Fraser



Week 4

NSW Waratahs v Highlanders

18/03/2016

26 – 30

NSW WARATAHS v HIGHLANDERS

SCORERS

Tries

J. Holloway 3

T.Robertson

Con

K.Beale 3

REFEREE

Nick Briant

CROWD

18,351

NSW Waratahs Lineup	
1	PADDY RYAN
2	SILATOLU LATU
3	ANGUS TAAVAO-MATAU
4	DEAN MUMM
5	WILL SKELTON
6	DAVE DENNIS
7	MICHAEL HOOPER
8	WYCLIFF PALU
9	NICK PHIPPS
10	KURTLEY BEALE
11	ZAC GUILDFORD
12	DAVID HORWITZ
13	ROB HORNE
14	MATT CARRARO
15	ISRAEL FOLAU
16	HUGH ROACH
17	JEREMY TILSE
18	TOM ROBERTSON
19	SAM LOUSI
20	JED HOLLOWAY
21	JACK DEMPSEY
22	MATT LUCAS
23	REECE ROBINSON



Photo: Ben Holgate



Week 5

Reds v NSW Waratahs

27/03/2016

13 – 15

REDS v NSW WARATAHS

SCORERS

Tries

I.Folau 2

Pen

B.Foley

Con

B.Foley

REFEREE

Ben O'Keefe

NSW Waratahs Lineup	
1	PADDY RYAN
2	SILATOLU LATU
3	ANGUS TAAVAO-MATAU
4	DEAN MUMM
5	DAVE DENNIS
6	JACK DEMPSEY
7	MICHAEL HOOPER
8	JED HOLLOWAY
9	NICK PHIPPS
10	BERNARD FOLEY
11	ZAC GUILDFORD
12	KURTLEY BEALE
13	ROB HORNE
14	REECE ROBINSON
15	ISRAEL FOLAU
16	HUGH ROACH
17	BENN ROBINSON
18	TOM ROBERTSON
19	SAM LOUSI
20	WYCLIFF PALU
21	MATT LUCAS
22	DAVID HORWITZ
23	MATT CARRARO





Week 6

NSW Waratahs v Rebels

03/04/2016

17 – 21

NSW WARATAHS v REBELS

SCORERS

Tries

J. Dempsey

M.Carraro

Pen

B.Foley

Con

B.Foley 1

REFEREE

Andrew Lees

CROWD

20,542

NSW Waratahs Lineup	
1	BENN ROBINSON
2	HUGH ROACH
3	ANGUS TAAVAO-MATAU
4	DEAN MUMM
5	DAVE DENNIS
6	JACK DEMPSEY
7	MICHAEL HOOPER
8	JED HOLLOWAY
9	NICK PHIPPS
10	BERNARD FOLEY
11	ZAC GUILDFORD
12	DAVID HORWITZ
13	MATT CARRARO
14	REECE ROBINSON
15	ISRAEL FOLAU
16	JAMES HILTERBRAND
17	PADDY RYAN
18	TOM ROBERTSON
19	WILL SKELTON
20	SAM LOUSI
21	WYCLIFF PALU
22	MATT LUCAS
23	ANDREW KELLAWAY





Week 8

NSW Waratahs v Brumbies

16/04/2016

20 – 26

NSW WARATAHS v BRUMBIES

SCORERS

Tries

R.Robinson

I.Folau

Pen

B.Foley 2

Con

B.Foley 2

REFEREE

Nick Briant

CROWD

25,319

NSW Waratahs Lineup	
1	BENN ROBINSON
2	HUGH ROACH
3	TOM ROBERTSON
4	DEAN MUMM
5	WILL SKELTON
6	JACK DEMPSEY
7	MICHAEL HOOPER
8	JED HOLLOWAY
9	NICK PHIPPS
10	BERNARD FOLEY
11	MATT CARRARO
12	KURTLEY BEALE
13	ISRAEL FOLAU
14	REECE ROBINSON
15	ANDREW KELLAWAY
16	JAMES HILTERBRAND
17	PADDY RYAN
18	ANGUS TAAVAO-MATAU
19	SAM LOUSI
20	WYCLIFF PALU
21	DAVE DENNIS
22	MATT LUCAS
23	DAVID HORWITZ





Week 9

Force v NSW Waratahs

23/04/2016

13 – 49

FORCE v NSW WARATAHS

SCORERS Tries

R.Horne  
N.Phipps  
I.Folau  
R.Robinson  
A.Ta’avao  
J.Holloway

Pen

B.Foley 3

Con

B.Foley 5

REFEREE Rohan Hoffman

NSW Waratahs Lineup	
1	PADDY RYAN
2	HUGH ROACH
3	TOM ROBERTSON
4	DAVE DENNIS
5	WILL SKELTON
6	JACK DEMPSEY
7	MICHAEL HOOPER
8	JED HOLLOWAY
9	NICK PHIPPS
10	BERNARD FOLEY
11	ROB HORNE
12	KURTLEY BEALE
13	ISRAEL FOLAU
14	REECE ROBINSON
15	ANDREW KELLAWAY
16	TATAFU POLOTA-NAU
17	JEREMY TILSE
18	ANGUS TAAVAO-MATAU
19	DEAN MUMM
20	WYCLIFF PALU
21	MATT LUCAS
22	DAVID HORWITZ
23	MATT CARRARO



Photo: Getty Images



Week 10

Stormers v NSW Waratahs

30/04/2016

30 – 32

STORMERS v NSW WARATAHS

SCORERS

Tries

K.Beale

I.Folau

R.Horne

M.Hooper

Pen

B.Foley 2

Con

B.Foley 3

REFEREE

Michael Fraser

NSW Waratahs Lineup	
1	PADDY RYAN
2	HUGH ROACH
3	TOM ROBERTSON
4	DAVE DENNIS
5	WILL SKELTON
6	DEAN MUMM
7	MICHAEL HOOPER
8	JED HOLLOWAY
9	NICK PHIPPS
10	BERNARD FOLEY
11	ROB HORNE
12	KURTLEY BEALE
13	ISRAEL FOLAU
14	REECE ROBINSON
15	ANDREW KELLAWAY
16	TATAFU POLOTA-NAU
17	JEREMY TILSE
18	ANGUS TAAVAO-MATAU
19	SAM LOUSI
20	WYCLIFF PALU
21	MATT LUCAS
22	DAVID HORWITZ
23	MATT CARRARO





Week 11

NSW Waratahs v Cheetahs

07/05/2016

21 – 6

NSW WARATAHS v CHEETAHS

SCORERS

Tries

R. Robinson

B.Foley

Pen

B.Foley 3

Con

B.Foley

REFEREE

Nic Berry

CROWD

15,097

NSW Waratahs Lineup	
1	PADDY RYAN
2	TATAFU POLOTA-NAU
3	TOM ROBERTSON
4	DAVE DENNIS
5	WILL SKELTON
6	DEAN MUMM
7	MICHAEL HOOPER
8	WYCLIFF PALU
9	NICK PHIPPS
10	BERNARD FOLEY
11	ROB HORNE
12	KURTLEY BEALE
13	ISRAEL FOLAU
14	REECE ROBINSON
15	ANDREW KELLAWAY
16	HUGH ROACH
17	JEREMY TILSE
18	ANGUS TAAVAO-MATAU
19	SAM LOUSI
20	NED HANIGAN
21	MATT LUCAS
22	DAVID HORWITZ
23	MATT CARRARO



Photo: David Molloy



Week 12

NSW Waratahs v Bulls

14/05/2016

31 – 8

NSW WARATAHS v BULLS

SCORERS Tries

N.Phipps 2  
D.Mumm  
Ta’avao

Pen

B.Foley

Con

B.Foley 4

REFEREE Glen Jackson

CROWD 20,433

NSW Waratahs Lineup	
1	PADDY RYAN
2	TATAFU POLOTA-NAU
3	TOM ROBERTSON
4	DAVE DENNIS
5	WILL SKELTON
6	DEAN MUMM
7	MICHAEL HOOPER
8	WYCLIFF PALU
9	NICK PHIPPS
10	BERNARD FOLEY
11	ROB HORNE
12	KURTLEY BEALE
13	ISRAEL FOLAU
14	REECE ROBINSON
15	ANDREW KELLAWAY
16	HUGH ROACH
17	JEREMY TILSE
18	ANGUS TAAVAO-MATAU
19	SAM LOUSI
20	NED HANIGAN
21	MATT LUCAS
22	DAVID HORWITZ
23	MATT CARRARO



Photo: Glenn Nicholls



Week 13

Crusaders v NSW Waratahs

20/05/2016

29 – 10

CRUSADERS v NSW WARATAHS

SCORERS **Tries**  
Horne  
Guildford

REFEREE Jaco Peyper

NSW Waratahs Lineup	
1	PADDY RYAN
2	TATAFU POLOTA-NAU
3	TOM ROBERTSON
4	DAVE DENNIS
5	WILL SKELTON
6	DEAN MUMM
7	MICHAEL HOOPER
8	JED HOLLOWAY
9	NICK PHIPPS
10	BERNARD FOLEY
11	ROB HORNE
12	DAVID HORWITZ
13	ISRAEL FOLAU
14	REECE ROBINSON
15	ANDREW KELLAWAY
16	HUGH ROACH
17	JEREMY TILSE
18	ANGUS TAAVAO-MATAU
19	SAM LOUSI
20	WYCLIFF PALU
21	MATT LUCAS
22	MATT CARRARO
23	ZAC GUILDFORD



Photo: Getty Images



Week 14

NSW Waratahs v Chiefs

27/05/2016

45 – 25

NSW WARATAHS v CHIEFS

SCORERS **Tries**

I.Folau 2  
M.Hooper 2  
A.Kellaway  
J.Dempsey

**Pen**

B.Foley

**Con**

B.Foley 5

REFEREE Jaco Peyper

CROWD 18,175

NSW Waratahs Lineup

- 1
- PADDY RYAN
- 2
- TATAFU POLOTA-NAU
- 3
- TOM ROBERTSON
- 4
- DAVE DENNIS
- 5
- WILL SKELTON
- 6
- DEAN MUMM
- 7
- MICHAEL HOOPER
- 8
- WYCLIFF PALU
- 9
- NICK PHIPPS
- 10
- BERNARD FOLEY
- 11
- MATT CARRARO
- 12
- ROB HORNE
- 13
- ISRAEL FOLAU
- 14
- ZAC GUILDFORD
- 15
- ANDREW KELLAWAY
- 16
- HUGH ROACH
- 17
- JEREMY TILSE
- 18
- ANGUS TAAVAO-MATAU
- 19
- SAM LOUSI
- 20
- JACK DEMPSEY
- 21
- MATT LUCAS
- 22
- DAVID HORWITZ
- 23
- REECE ROBINSON



Photo: David Molloy



Week 15

Sunwolves v NSW Waratahs

02/07/2016

12 – 57

SUNWOLVES   v   NSW WARATAHS

SCORERS

Tries

M.Lucas 2

J.Dempsey

I.Folau

A. Kellaway

R.Robinson 2

M.Carraro

T.Naiyaravoro

Con

B.Foley 5, D.Horwitz

REFEREE

Brendon Pickerill

NSW Waratahs Lineup	
1	PADDY RYAN
2	TATAFU POLOTA-NAU
3	TOM ROBERTSON
4	DEAN MUMM
5	WILL SKELTON
6	JACK DEMPSEY
7	MICHAEL HOOPER
8	DAVE DENNIS
9	MATT LUCAS
10	BERNARD FOLEY
11	TAQELE NAIYARAVORO
12	ROB HORNE
13	ISRAEL FOLAU
14	REECE ROBINSON
15	ANDREW KELLAWAY
16	HUGH ROACH
17	JEREMY TILSE
18	ANGUS TAAVAO-MATAU
19	SAM LOUSI
20	NED HANIGAN
21	NICK PHIPPS
22	DAVID HORWITZ
23	MATT CARRARO



Photo: Getty Images



Week 16

NSW Waratahs v Hurricanes

09/07/2016

17 – 28

NSW WARATAHS v HURRICANES

SCORERS

Tries

T. Naiyaravoro

I.Folau

Pen

B.Foley

Con

B.Foley 2

REFEREE

Chris Pollock

CROWD

20,620

NSW Waratahs Lineup	
1	PADDY RYAN
2	TATAFU POLOTA-NAU
3	TOM ROBERTSON
4	DAVE DENNIS
5	WILL SKELTON
6	DEAN MUMM
7	MICHAEL HOOPER
8	WYCLIFF PALU
9	NICK PHIPPS
10	BERNARD FOLEY
11	MATT CARRARO
12	ROB HORNE
13	ISRAEL FOLAU
14	TAQELE NAIYARAVORO
15	ANDREW KELLAWAY
16	HUGH ROACH
17	JEREMY TILSE
18	ANGUS TAAVAO-MATAU
19	SAM LOUSI
20	JACK DEMPSEY
21	MATT LUCAS
22	DAVID HORWITZ
23	REECE ROBINSON





Week 17

Blues v NSW Waratahs

15/07/2016

34 – 28

BLUES v NSW WARATAHS

SCORERS **Tries**  
Penalty Try 2  
I.Folau  
A.Ta’avao

**Con**  
B.Foley 4

REFEREE Michael Fraser

NSW Waratahs Lineup	
1	PADDY RYAN
2	TATAFU POLOTA-NAU
3	TOM ROBERTSON
4	DAVE DENNIS
5	WILL SKELTON
6	DEAN MUMM
7	MICHAEL HOOPER
8	WYCLIFF PALU
9	NICK PHIPPS
10	BERNARD FOLEY
11	MATT CARRARO
12	ROB HORNE
13	ISRAEL FOLAU
14	TAQELE NAIYARAVORO
15	ANDREW KELLAWAY
16	HUGH ROACH
17	JEREMY TILSE
18	ANGUS TAAVAO-MATAU
19	SAM LOUSI
20	JACK DEMPSEY
21	MATT LUCAS
22	DAVID HORWITZ
23	REECE ROBINSON



Photo: David Molloy



Milestones & Awards

2016 Awards

Matthew Burke Cup for Players' player	Michael Hooper	Members' Choice Player of the Year Award presented by CMC Markets	Michael Hooper
Best forward presented by CGU	Jed Holloway	Waratah Medal	Nick Phipps
Best Back presented by Ray White	Israel Folau	David Dennis U20 Player of the Year Award	Ryan McCauley
Chris Whitaker Aspiring Waratah Medal presented by Daikin	Tom Robertson		

Milestones

NSW STATE/NSW WARATAHS SUPER RUGBY DEBUT	Zac Guildford v Queensland Reds (Allianz Stadium)
	David Horwitz v Queensland Reds (Allianz Stadium)
	Angus Ta'avao v Queensland Reds (Allianz Stadium)
	Bryce Hegarty v Queensland Reds (Allianz Stadium)
	Reece Robinson v Highlanders (Allianz Stadium)
	Tom Robertson v Highlanders (Allianz Stadium)
	Andrew Kellaway v Melbourne Rebels (Allianz Stadium)
	James Hilterbrand v Melbourne Rebels (Allianz Stadium)
	Ned Hanigan v Cheetahs (Allianz Stadium)
	Jim Stewart v Blues (Eden Park)
50 NSW CAPS	Will Skelton v Crusaders (AMI Stadium)
100 NSW CAPS	Dean Mumm v ACT Brumbies (GIO Stadium)
	Dave Dennis v Western Force (nib Stadium)
	Rob Horne v Chiefs (Allianz Stadium)

Milestones (cont.)

50 NSW Waratahs Super Caps	Jeremy Tilse v ACT Brumbies (GIO Stadium)
	Will Skelton v Chiefs (Allianz Stadium)
50 NSW/NSW Waratahs Super Caps	Israel Folau v Melbourne Rebels (Allianz Stadium)
	Matt Carraro v Hurricanes (Allianz Stadium)
	Nick Phipps v Blues (Eden Park)
50 Super Caps	Angus Ta'avao v ACT Brumbies (GIO Stadium) (48 for the Blues)
	Matt Carraro v Bulls (Allianz Stadium (4 for the Brumbies)
50 Season Points	Bernard Foley v Stormers (Newlands)
	Israel Folau v Hurricanes (Allianz Stadium)
100 Season Points	Bernard Foley v Sunwolves (Prince Chichibu Memorial)
20 NSW Tries	Bernard Foley v Cheetahs (Allianz Stadium)
50 NSW/NSW Waratahs Super Points	Nick Phipps v Bulls (Allianz Stadium)
	Michael Hooper v Chiefs (Allianz Stadium)
	Taqele Naiyaravoro v Sunwolves (Prince Chichibu Memorial )
600 NSW/Waratahs Super Points	Bernard Foley v Sunwolves (Prince Chichibu Memorial)
50 Super Points	Bryce Hegarty v Queensland Reds (Allianz Stadium) (49 for the Rebels)
500 Super Points	Kurtley Beale v ACT Brumbies (GIO Stadium) (66 for the Rebels)
100 NSW/Waratah Super Conversions	Bernard Foley v Bulls (Allianz Stadium)



Milestones & Awards

Milestones (cont.)

TEAM RECORDS SET IN 2016	NSW 1000th try v Queensland 1882-2016 v Queensland Reds (Allianz Stadium)
	NSW Waratahs highest score v Western Force (49) (nib Stadium)
	NSW Waratahs biggest win v Western Force (49-13) (nib Stadium)
	NSW Waratahs highest Super Rugby score v Australian teams (49) v Western Force (nib Stadium)
	NSW Waratahs 150th win in Super Rugby 1996-2016 v Cheetahs (Allianz Stadium)
	NSW Waratahs 7000 points in Super Rugby 1996-2016 v Cheetahs (Allianz Stadium)
	NSW 20,000 points 1882-2016 v Bulls (Allianz Stadium)
	NSW Waratahs 800th try in Super Rugby 1996-2016 v Chiefs (Allianz Stadium)
	NSW first-ever match in Japan v Sunwolves (Prince Chichibu Memorial)
	NSW 600th match since WW11 v Hurricanes (Allianz Stadium)
	NSW 1000th match since 1882 v Blues (Eden Park)

2016 Super Rugby Player Appearance and Scoring Statistics

Player	Caps	Run On	Sub	T	C	PG	DG	Pts
Kurtley Beale	9	9		1	6	2		23
Matt Carraro	15	8	7	3				15
Jack Dempsey	11	6	5	3				15
Dave Dennis	15	14	1					
Israel Folau	15	15		11				55
Bernard Foley	12	12		1	35	15		120
Zac Guildford	7	6	1	1				5
Ned Hanigan	3		3					

Milestones & Awards

2016 Super Rugby Player Appearance and Scoring Statistics (cont.)

Player	Caps	Run On	Sub		T	C	PG	DG	Pts
Bryce Hegarty	2		2				1		3
James Hilterbrand	1		1	1					
Jed Holloway	9	8	1		4				20
Michael Hooper	15	15			4				20
Rob Horne	13	13			3				15
David Horwitz	13	5	8	2	1	1			7
Andrew Kellaway	11	10	1		2				10
Tolu Latu	4	2	2						
Sam Lousi	14		14						
Matt Lucas	15	1	14		2				10
Dean Mumm	15	14	1		1				5
Taqele Naiyaravoro	2	2			2				10
Wycliff Palu	13	5	8						
Nick Phipps	15	14	1		5				25
Tatafu Polota-Nau	11	9	2						
Hugh Roach	13	4	9						
Tom Robertson	13	10	3		1				5
Benn Robinson	4	2	2						
Reece Robinson	13	10	3	1	5				25
Paddy Ryan	15	13	2						
Matt Sandell				1					
Will Skelton	14	13	1						
Jim Stewart	1		1						
Angus Ta'avao	15	5	10		3				15
Jeremy Tilse	12		12						
Penalty Try					2				10





# NSW Community Rugby

“Coach and match official education remain a priority for NSWRU and our clubs and volunteers have been fantastic in supporting these programs. The continual improvement of these areas of the game ensure that our club training and match day environments keep players and parents enjoying rugby and contribute to the retention of players every year.”

## NSW COMMUNITY RUGBY

There were significant changes within community rugby in NSW during 2016. With Andrew Hore joining NSW Rugby Union (NSWRU) and the NSW Waratahs as CEO in May 2016 there was a realignment bringing the professional and community game together again for the first time in seven years. Coupled with the realignment was the introduction of a new strategic plan for both NSW and Australian Rugby.

With \$1.1 million in funding from the NSW Waratahs and \$1.16 million in base funding from the Australian Rugby Union (ARU) boosted by an additional \$500,000 in national strategic growth funding, NSWRU was able to significantly increase its workforce. Three new development staff in Western Sydney, a female development officer based in metropolitan NSW and two regional development officers – Far North Coast & Far West NSW were appointed. At the time of writing, this plus other base funding has been withdrawn which has impacted our ability to continue these initiatives.

Pleasingly there was an upturn in income generated by community rugby through the increased focus on coach education, camps and particularly the Game On program. Game On provides a five-week in school non-contact rugby experience for primary aged students with Federal Government funding tied to delivery. The NSWRU development team armed with some new programs increased their reach across NSW with:

- 24,355 children involved in Game On – This figure was almost double our initial target
- 3,711 people involved in Viva 7s centres – five to 10-week non-contact rugby competitions run primarily at clubs
- 13,972 children involved in School sevens tournaments – state wide primary and secondary school tournaments progressing to state finals.

These programs, run by development officers across the state, are aimed at generating interest from traditional and non-traditional rugby backgrounds and providing opportunities to play rugby as we drive them towards clubs and school competitions.

Traditional rugby competitions also saw:

- 37,379 club XV's players across juniors and seniors
- 17,157 school XV's players
- 6,389 sevens tournament players





"Pleasingly there was an upturn in income generated by community rugby through the increased focus on coach education, camps and particularly the Game On program."

The NSW Waratahs continue to support grassroots through the grant to the community rugby department and through the many player and coach visits across NSW. These visits assist by providing support for coach education, promotion of junior camps and a wonderful opportunity for the rugby public, particularly children to meet the players. A renewed willingness to share valuable professional resources across a range of areas such as events, commercial, marketing, communications and graphic design was appreciated. The advantages of NSWRU and the NSW Waratahs working closely together will benefit the game in the years to come. It is also pleasing to be able to share great experiences with clubs and volunteers through NSW Waratahs match day events such as:

- Junior games on field prior to NSW Waratahs main event
- Guard of honour
- School and junior club march pasts
- Half-time opportunities.
- Under 14 free junior membership.

Coach and match official education remain a priority for NSWRU and our clubs and volunteers have been fantastic in supporting these programs. The continual improvement of these areas of the game ensure that our club training and match day environments keep players and parents enjoying rugby and contribute to the retention of players every year. 986 participants attended the various courses, up by 250 from 2015. Our new emerging coach course attracted 23 participants. This four-month course was aimed at preparing Level 2 coaches for Level 3. Pleasingly, 13 of these coaches were selected to undertake their Level 3 in 2017. In 2016 NSWRU presented the following courses;

- Coach Education
- Coaching Kids Rugby (19)
  - Foundation (19)
  - Level 2 Coach (2)
  - Emerging Coach Course (1)
  - The Waratah Way (22).

- Match Official Education
- Level 2 Referee (2)
  - Level 1 Referee Coach (4)
  - Level 2 Referee Coach (2)
  - Refereeing Kids' Rugby (24)
  - Level 1 and 2 Assistant Referee (18).

The representative programs provide a pathway not only for players but for volunteer coaches, managers, support staff and match officials. Their support is invaluable. The 2016 sevens nationals for seniors and youth were held in Adelaide and Perth respectively. A well supported fundraiser was held in July to offset the costs associated with team travel. Pleasingly the Youth Boys sevens team won the cup and the girls were runners-up. These youth teams were the culminations of ten talent identification dates around the state attended by almost 1,000 participants, half of which were female. In the women's competition, the Blue Belles were runners up to

Queensland. The men's team were knocked out of the main draw in the pool rounds. Our thanks to our sevens team management led by Francis Cullimore, Dale Winslow, Nathan McMahon and Amanda Ferguson.

Congratulations to NSW Schools 2 who took out the national championships defeating NSW Schools 1 in the final, claiming back to back championships for NSW. The National Junior Gold Cup saw over 1,200 players trial across the under 15 and under 17 age groups with 16 teams selected across NSW. Pleasingly, Western Sydney defeated Brisbane City 38-3 in the final of the 17s. NSW Schools took out the NSW 16s invitational championships in September at TG Millner Field. Congratulations to NSW Junior 15s who were runners-up performing admirably against the older boys.

The Trytons Rugby program for children with special needs continued with almost 50 participants across two venues in Sydney. This is a wonderful program providing children who otherwise would not be able to play rugby the opportunity to participate. My thanks to our many volunteers and trained coaches that commit to this program. From the volunteers who make the game possible we once again saw their tireless dedication across the year from the bush to the beach and we thank these people as the lifeblood of the game. Be it the countless hours spent registering players, committees working on how to make their club great, sausages being turned to raise funds, coaching, refereeing or just the weekly tasks like training and field setup, NSWRU thanks you all and you are not taken for granted.

To the community rugby staff across competitions, match officials, coach education and pathways, country rugby and development, thank-you for your dedication. The extraordinary hours that you devote to the game does not go unnoticed and we appreciate your support. You perform a very difficult job while balancing targets, budgets and stakeholder relationships in an effort to grow and improve the game. Special mention to Robin Timmins who retired this year after 48 years with NSWRU. Having worked closely with Robin for many years I thank you for your immense contribution to the game which I know continues through your support of Eastwood, the NSW Waratahs and Wallabies.

Thank you to those volunteer committees who manage the unions, sub-unions and zones, often in addition to their own club commitments. Thank you to the community rugby team at the ARU with whom we have a very close working relationship. Whilst we were able to achieve many positives in 2016, the 2017 season has already provided a number of challenges. From these challenges come opportunities. Opportunities for change and review to ensure that we are concentrating on developing the game with the finite resources available. I look forward to continuing to work with all the stakeholders to continue to improve and grow the game.

**MARK GREEN**  
General Manager, Community Rugby



# NSW Premiership Rugby Shute Shield

**"Over 11,000 people descended on North Sydney Oval in early August to support six clubs play their respective grade grand finals."**

Premiership Rugby fans were treated to a memorable year. New clubs emerged as contenders in the grade and colt competitions through the 2016 regular season, setting up an intriguing finals series of worthy and entertaining fixtures across the board. Sydney Rugby Union would like to thank Club Rugby TV (CRTV) and Channel 7 for their ongoing broadcast of the first grade competition. To Brendan O'Farrell at Intrust Super, as well as the suite of broadcast sponsors, thank you for your involvement in community rugby. To the Union's much appreciated sponsors, The Rugby Club, Gilbert and AGL, we look forward to continuing to work with you.

Sydney University's dominance was on display by season's end with the club deservedly securing both the club and colts club championships. The Gregor George Cup and the Eric Spilsted Shield have a new place to call home at the Sydney University Football Ground, a new facility which was a great addition to the competition.

Northern Suburbs managed to narrowly secure second in the club championship race, edging out a very consistent Randwick. Norths' surge was anchored by their impressive fourth grade team, colts success, and a first grade team that strung together nine straight regular season wins. It's impressive to note that at the season halfway mark the eventual Intrust Super Shute Shield Premiers were sitting in eighth position and 11 points off the pace. The contest for the Sir Roden Cutler Shield exemplified the strong competition on display throughout the season. The Sir Roden Cutler Shield is a club challenge trophy that is held by a first grade side until it loses a home game. Leading into 2016, the Manly Marlins held the Shield for a record 723 days before surrendering it to Sydney University in round four. West Harbour won the Shield the following week, before it was exchanged between clubs a record six times throughout the year as Randwick and Southern Districts both held the Shield before it was finally secured by Warringah in a comprehensive final-round win over Randwick at Coogee Oval.

The Glenmore Rooftop Hotel hosted our awards evening where Northern Suburbs captain Will Miller was named player of the year for which he received the Ken Catchpole Medal. It is a deserving reward for Will following a dominant season. Off the





"Sydney University's dominance was on display by season's end with the club deservedly securing both the club and colts club championships."



back of securing the minor premiership for Sydney University, Tim Davidson was selected by his coaching peers as the David Brockhoff Medal winner for coach of the year. Irae Simone was selected as 2016's rookie of the year.

The culmination of this tightly contested season was on display for anyone who attended either the grade or colts grand final days. The colts 1 grand final saw Sydney University and Northern Suburbs needing overtime to determine the premiership. Congratulations to Sydney University who showed poise to stave off a resilient Norths outfit, winning 26 - 21 after 100 minutes of rugby. Over 11,000 people descended on North Sydney Oval in early August to support six clubs play their respective grade grand finals. To cap off what had been a great day of rugby, Sydney University and Northern Suburbs treated those in the stands or watching the broadcast to a great game and a slice of history. Northern Suburbs finished strongly to secure a 28 - 15 win, breaking a 41-year drought in the process. Congratulations to Randwick and Sydney University for securing

the remaining premierships across the lower grades and colts fixtures.

I would like to say thank you to the premiership clubs, their presidents, general managers, coaches, volunteers, and supporters. The belief is that this competition creates great players and produces quality rugby and this was true in 2016. To the Sydney Rugby Union (SRU) Board, thank you for your time and assistance, in particular to Robert Millner who has chaired this Board for five years (though will not be standing in 2017), your effort has been appreciated. To Nev Shooter and Graham Boyle who are also stepping away from the Board, your decades of knowledge and effort will be missed. To the willing judiciary, thank you for your time and your experience. To the referees who assist each week, thank-you. To Mark Green at NSWRU, thank-you for your direction and dependability.

Finally, to the 2,600 plus players who pull on the boots and get out there each weekend, congratulations for providing great entertainment across this competition.

**MATT KELLAHAN**  
Competition Manager



NSW Premiership Rugby

RESULTS

Grade Grand Finals

6TH AUGUST 2016 NORTH SYDNEY OVAL

Shute Shield					Colin Caird				
SYDNEY UNIVERSITY*	15	-	28	NORTHERN SUBURBS	EASTERN SUBURBS*	12	-	28	RANDWICK
JR Henderson					Henderson				
SYDNEY UNIVERSITY*	20	-	12	TERRIGAL	SYDNEY UNIVERSITY	24	-	10	EASTWOOD

Grade Semi Finals

30TH JULY 2016 SYDNEY UNIVERSITY FOOTBALL GROUND

Shute Shield					Colin Caird				
SYDNEY UNIVERSITY*	41	-	19	WARRINGAH	EASTERN SUBURBS*	30	-	20	EASTWOOD
JR Henderson					Henderson				
SYDNEY UNIVERSITY*	20	-	6	NORTHERN SUBURBS	SYDNEY UNIVERSITY	32	-	23	NORTHERN SUBURBS*

30TH JULY 2016 SYDNEY UNIVERSITY FOOTBALL GROUND

Shute Shield					Colin Caird				
SOUTHERN DISTRICTS	20	-	35	NORTHERN SUBURBS	RANDWICK	42	-	27	SYDNEY UNIVERSITY
JR Henderson					Henderson				
EASTWOOD	15	-	17	WARRINGAH	EASTERN SUBURBS	13	-	17	EASTWOOD

\* DENOTES MINOR PREMIERS

NSW Premiership Rugby

RESULTS

Grade Qualifying Finals

23RD JULY 2016 SYDNEY UNIVERSITY FOOTBALL GROUND

Shute Shield					Colin Caird				
SYDNEY UNIVERSITY*	41	-	32	EASTWOOD	EASTWOOD	23	-	24	SYDNEY UNIVERSITY
JR Henderson					Henderson				
SYDNEY UNIVERSITY*	22	-	12	MANLY	SYDNEY UNIVERSITY	22	-	17	RANDWICK

23RD JULY 2016 FORSHAW RUGBY PARK

Shute Shield					Colin Caird				
SOUTHERN DISTRICTS	29	-	26	RANDWICK	EASTERN SUBURBS*	38	-	14	WARRINGAH
JR Henderson					Henderson				
WARRINGAH	29	-	10	NORTHERN SUBURBS	EASTERN SUBURBS	12	-	10	SOUTHERN DISTRICTS

24TH JULY 2016 NORTH SYDNEY OVAL

Shute Shield					Colin Caird				
NORTHERN SUBURBS	25	-	22	WARRINGAH	RANDWICK	22	-	13	MANLY
JR Henderson					Henderson				
EASTWOOD	33	-	19	EASTERN SUBURBS	NORTHERN SUBURBS*	10	-	13	EASTWOOD

\* DENOTES MINOR PREMIERS



NSW Premiership Rugby

RESULTS

Colts Grand Finals

7TH AUGUST 2016    FORSHAW RUGBY PARK

W. McMahon					Shell Trophy				
SYDNEY UNIVERSITY*	26	-	21	NORTHERN SUBURBS	NORTHEN SUBURBS*	27	-	34	RANDWICK
Bill Simpson									
SYDNEY UNIVERSITY	23	-	5	EASTWOOD					

Colts Semi Finals

30TH JULY 2016    FORSHAW RUGBY PARK

W. McMahon					Shell Trophy				
SYDNEY UNIVERSITY*	27	-	14	NORTHERN SUBURBS	EASTERN SUBURBS*	29	-	7	GORDON
Bill Simpson									
EASTERN SUBURBS	14	-	3	NORTHERN SUBURBS					

31ST JULY 2016    CHATSWOOD OVAL

W. McMahon					Shell Trophy				
NORTHERN SUBURBS	28	-	22	EASTERN SUBURBS	RANDWICK	48	-	26	NORTHERN SUBURBS
Bill Simpson									
SYDNEY UNIVERSITY	21	-	17	RANDWICK*					

\* DENOTES MINOR PREMIERS

NSW Premiership Rugby

RESULTS

Colts Qualifying Finals

23RD JULY 2016    FORSHAW RUGBY PARK

W. McMahon					Shell Trophy				
RANDWICK	15	-	20	NORTHERN SUBURBS	NORTHERN SUBURBS	55	-	10	GORDON
Shell Trophy					Shell Trophy				
RANDWICK	24	-	23	SOUTHERN DISTRICTS	RANDWICK*	17	-	22	NORTHERN SUBURBS

24TH JULY 2016 CHATSWOOD OVAL

W. McMahon					W. McMahon				
GORDON	15	-	23	NORTHERN SUBURBS	SYDNEY UNIVERSITY*	57	-	15	EASTWOOD
Shell Trophy					Bill Simpson				
SYDNEY UNIVERSITY*	48	-	17	EASTWOOD	EASTWOOD	14	-	34	EASTERN SUBURBS
Bill Simpson									
SYDNEY UNIVERSITY	36	-	7	SOUTHERN DISTRICTS					

\* DENOTES MINOR PREMIERS



NSW Premiership Rugby

TABLES

Shute Shield - First Grade

TEAM	P	W	D	L	F	A	BP	Pts
SYDNEY UNIVERSITY	18	13	1	4	710	420	15	69
SOUTHERN DISTRICTS	18	13	0	5	616	360	16	68
NORTHERN SUBURBS	18	14	0	4	592	323	11	67
WARRINGAH	18	11	2	5	547	394	15	63
RANDWICK	18	12	0	6	560	366	13	61
EASTWOOD	18	11	1	6	629	398	15	61
MANLY	18	11	0	7	600	399	14	58
EASTERN SUBURBS	18	8	0	10	508	453	22	54
WEST HARBOUR	18	6	0	12	450	676	9	33
PARRAMATTA	18	5	0	13	371	514	12	32
GORDON	18	2	0	16	304	628	6	14
PENRITH	18	0	0	18	181	1137	4	4

Colin Caird Shield - Second Grade

TEAM	P	W	D	L	F	A	BP	Pts
EASTERN SUBURBS	18	15	0	3	472	285	12	72
EASTWOOD	18	13	0	5	711	286	16	68
RANDWICK	18	13	0	5	653	373	14	66
MANLY	18	12	1	5	532	347	13	63
SYDNEY UNIVERSITY	18	12	0	6	682	402	13	61
WARRINGAH	18	11	0	7	547	323	15	59
SOUTHERN DISTRICTS	18	10	0	8	541	426	14	54
NORTHERN SUBURBS	18	10	0	8	600	410	13	53
PARRAMATTA	18	5	1	12	447	583	9	31
GORDON	18	4	0	14	354	616	7	23
WEST HARBOUR	18	2	0	16	323	829	4	12
PENRITH	18	0	0	18	96	1078	0	0

NSW Premiership Rugby

TABLES

J.R Henderson Shield - Third Grade

TEAM	P	W	D	L	F	A	BP	Pts
SYDNEY UNIVERSITY	18	15	0	3	732	255	16	76
EASTWOOD	18	15	0	3	730	207	14	74
WARRINGAH	18	13	0	5	509	238	12	64
NORTHERN SUBURBS	18	13	0	5	601	307	10	62
EASTERN SUBURBS	18	12	0	6	539	291	12	60
MANLY	18	11	0	7	521	286	8	52
SOUTHERN DISTRICTS	18	10	0	8	620	336	10	50
RANDWICK	18	9	0	9	463	329	12	48
GORDON	18	4	0	14	293	592	3	19
WEST HARBOUR	18	4	0	14	244	640	3	19
PARRAMATTA	18	2	0	16	235	558	6	14
PENRITH	18	0	0	18	55	1503	1	1

Henderson Cup - Fourth Grade

TEAM	P	W	D	L	F	A	BP	Pts
NORTHERN SUBURBS	18	16	0	2	512	170	10	74
SYDNEY UNIVERSITY	18	15	0	3	659	153	12	72
EASTERN SUBURBS	18	14	0	4	486	193	13	69
SOUTHERN DISTRICTS	18	12	1	5	445	216	9	59
RANDWICK	18	11	0	7	451	259	12	56
EASTWOOD	18	11	0	7	525	257	11	55
MANLY	18	9	2	7	465	238	11	51
PARRAMATTA	18	6	1	11	296	446	7	33
WARRINGAH	18	6	0	12	269	325	8	32
GORDON	18	3	0	15	154	775	2	14
WEST HARBOUR	18	1	1	16	169	585	4	10
PENRITH	18	1	1	16	97	911	0	6



NSW Premiership Rugby

TABLES

W.McMahon Memorial Shield - Colts 1

TEAM	P	W	D	L	F	A	BP	Pts
SYDNEY UNIVERSITY	18	18	0	0	743	288	17	89
RANDWICK	18	15	0	3	668	313	15	75
GORDON	18	14	0	4	600	390	15	71
NORTHERN SUBURBS	18	12	1	5	557	373	13	63
EASTERN SUBURBS	18	10	0	8	504	418	13	53
EASTWOOD	18	9	0	9	609	502	16	52
MANLY	18	9	1	8	463	442	11	49
WARRINGAH	18	7	0	11	449	517	11	39
SOUTHERN DISTRICTS	18	6	0	12	403	493	10	34
WEST HARBOUR	18	4	0	14	314	747	4	20
PARRAMATTA	18	2	0	16	286	658	6	14
PENRITH	18	1	0	17	291	746	7	11

Shell Trophy - Colts 2

TEAM	P	W	D	L	F	A	BP	Pts
SYDNEY UNIVERSITY	18	15	0	3	591	228	16	76
RANDWICK	18	15	0	3	644	316	15	75
NORTHERN SUBURBS	18	15	0	3	677	195	14	74
GORDON	17	11	1	5	432	288	11	57
SOUTHERN DISTRICTS	18	10	1	7	548	312	10	52
EASTWOOD	18	10	0	8	589	308	12	52
WARRINGAH	18	10	0	8	514	282	12	52
EASTERN SUBURBS	18	10	0	8	468	291	10	50
WEST HARBOUR	18	4	0	14	292	573	6	22
PARRAMATTA	18	3	0	15	322	615	8	20
MANLY	17	3	0	14	193	647	3	15
PENRITH	18	0	0	18	79	1294	0	0

NSW Premiership Rugby

TABLES

Bill Simpson Shield - Colts 3

TEAM	P	W	D	L	F	A	BP	Pts
RANDWICK	18	15	0	3	476	275	14	74
SYDNEY UNIVERSITY	18	13	1	4	552	278	13	67
EASTWOOD	18	13	0	5	475	308	12	64
EASTERN SUBURBS	18	11	1	6	379	255	11	57
SOUTHERN DISTRICTS	18	10	0	8	410	275	15	55
NORTHERN SUBURBS	18	9	2	7	428	354	9	49
GORDON	18	8	1	9	413	302	13	47
PARRAMATTA	18	8	1	9	366	373	10	44
WEST HARBOUR	18	7	0	11	376	413	8	36
WARRINGAH	18	6	1	11	299	322	8	34
PENRITH	18	4	1	13	289	690	6	24
MANLY	18	0	0	18	127	745	2	2

Gregor George Cup  
Club Champions

TEAM	P
SYDNEY UNIVERSITY	3087
NORTHERN SUBURBS	2733
RANDWICK	2730
EASTWOOD	2645
EASTERN SUBURBS	2544
SOUTHERN DISTRICTS	2408
WARRINGAH	2323
MANLY	2181
GORDON	1236
PARRAMATTA	1162
WEST HARBOUR	984
PENRITH	203

Eric Spilsted Shield Colts  
Club Champions

TEAM	P
SYDNEY UNIVERSITY	896
RANDWICK	823
NORTHERN SUBURBS	698
GORDON	691
EASTWOOD	596
EASTERN SUBURBS	582
SOUTHERN DISTRICTS	470
WARRINGAH	458
MANLY	343
WEST HARBOUR	258
PARRAMATTA	232
PENRITH	114





# NSW Suburban Rugby Union

"The highlight of the 2016 season was undoubtedly Mosman breaking a 62-year drought to win the Kentwell Cup."

## NSW SUBURBAN RUGBY UNION

The highlight of the 2016 season was undoubtedly Mosman breaking a 62-year drought to win the Kentwell Cup. A nail biting finish against Colleagues saw jubilant scenes at TG Millner Field with the Mosman faithful invading the pitch at full-time to savour the moment.

Player numbers did not decline for the first time in many years. This bucks the trend across most organised team sports, although this must be tempered by the fact that team and club numbers continued to drop, albeit at a slower rate. In 2013 the Board commenced a plan to reduce divisional sizes to streamline divisions, allowing for extra byes and a shorter commitment to the season. In 2016 this had filtered through all divisions with division one fielding eight clubs for the first time.

Congratulations to Colleagues for taking out back-to-back Bruce Graham Shields. Well done to Waverley who return to the premier division in 2017 after a 10-year absence and following their Reliance Shield win. Hawkesbury Agricultural College won the Keith Harris Shield (awarded to division three club champions) as well as the Clark and Farrant Cups in their 125th year. A resurgent Blacktown took out the Herlihy Shield (for division four club champions) and in a remarkable achievement took out the Cowboy Cup for inter-divisional competition. 16 teams participated at the annual subbies sevens in March. Congratulations to Hunters Hill who won the Sevens Cup over Blacktown.

Almost 200 people attended presentation night which saw Mosman's winning streak continue with Dan Farrell taking out the Kentwell Medal and the club receiving the division one and overall club of the year awards for their on and off-the-field performances. Congratulations to Tim Martin and his committee for their efforts this year. Harry Maniatis was a popular winner of the Peter Kelly Medal for service to rugby. Harry's involvement with Canterbury extends 24 years as a player and official and his friendship with the late Peter Kelly made the award even more special. Mark Inglis was named coach of the year and his efforts coaching Menai to back-to-back premierships in their first two years in Subbies was quite an achievement.

Judiciary offences reduced by 30 per cent this season. This statistic is quite impressive given the Union's automatic red card for striking policy. A record 19 clubs had an unblemished record this season. The Union thanks judiciary chairman Mark Groom, deputy chairman Pat Barrett and the entire judicial committee for its dedication with members meeting on over 20 occasions during the season. I also wish to extend thanks to integrity committee chairman Graham Gorrie and his committee members for doing a difficult job well.

Thank you to our generous sponsors particularly The Rugby Club, AGL and Magners. Special mention to long term sponsors, Coca-Cola (22 years), Interfuse (20 years), Gilbert (20 years), Leuko/Elastoplast (18 years), Icons of Sport (12 years) and Unified Security for their ongoing association with the Union. Clubs' support of these sponsors helps us help you so please consider them first.





**"Almost 200 people attended presentation night which saw Mosman's winning streak continue with Dan Farrell taking out the Kentwell Medal and the club receiving the division one and overall club of the year awards for their on and off-the-field performances."**



The representative team racked up an impressive victory against Queensland Suburban to retain the Barraclough Shield under-lights at Rawson Park though we lost the Maher-Ross Cup to Country a fortnight later at Latham Park. Thank you to coach Damon Baffico. The Colts sevens representative team again performed well at the Southern Highlands sevens and particularly at the Mudgee sevens where they made it through to the Cup semi-finals. The Union thanks our dedicated sevens head coach Gerard McLenahan.

It was the end of an era when Ed Radford (Colleagues) passed away on 12 May. Ed was a former vice president, Board member and trophy donor who regularly attend grand final day to present his trophy. We were pleased that his daughters were able to attend and present the Radford Cup to the Lane Cove Colts in July. Graeme Kennan (St Ives) was awarded life membership – an honour he thoroughly deserves. Graeme is well known on the Subbies scene having been an active member of the St Ives committee since the 1970s and has been ground marshalling

Subbies finals series games since 1984.

Thank-you to all Board members for their service to the Union over and above their own club commitments. Thank you to John Morrison who was the Suburban delegate on the NSW Rugby Union Board and our Chairman Paul Timmins who also sits on the Waratahs Board.

Thank-you to all our staff – Matt Kellahan and Lisa Kane as the premiership competition managers as well as Kerry Brady and Susan Stenning who manage the Sydney Junior Rugby Union (SJRU) competitions. To Tim Richards who singlehandedly runs the Subbies competition, thank-you for your commitment this year. The Union thanks NSW RU for its support, particularly through the provision of referees and we look forward to a continued good relationship with the Union through CEO Andrew Hore.

To all club members, thank-you for your contributions during 2016 and enjoy the ever brief off-season. I look forward to your continued participation in 2017.

**MARK GREEN**  
Executive Director



# NSW Suburban Rugby Union

GRAND FINAL RESULTS

## Division One

Kentwell Cup				
MOSMAN*	27	-	25	COLLEAGUES

Barbour Cup (Colts)				
KNOX*	42	-	8	PETERSHAM

Judd Cup				
COLLEAGUES*	36	-	10	ST PATRICK'S

Burke Cup				
COLLEAGUES*	22	-	6	MOSMAN

Whiddon Cup				
COLLEAGUES*	17	-	10	MOSMAN

## Division Two

Barraclough Cup				
HUNTERS HILL*	31	-	25	BLUE MOUNTAINS

Robertson Cup (Colts)				
NEWPORT	34	-	31	HILLS*

Richardson Cup				
HILLS	7	-	3	WAVERLEY*

Stockdale Cup				
WAVERLEY*	15	-	8	FOREST

Blunt Cup				
WAVERLEY*	25	-	5	HILLS

## Division Three

Clark Cup				
HAWKESBURY AG*	17	-	6	BROTHERS

Campbell Cup				
OATLEY*	17	-	14	BEECROFT

Farrant Cup				
HAWKESBURY AG*	30	-	27	BEECROFT*

Nicholson Cup				
BEECROFT	17	-	10	HAWKESBURY AG*

# NSW Suburban Rugby Union

GRAND FINAL RESULTS

## Division Four

McLean Cup				
BLACKTOWN*	26	-	18	SYDNEY IRISH

Walker Cup				
BLACKTOWN	15	-	12	SYDNEY IRISH

Grose Cup				
BLACKTOWN*	19	-	7	SYDNEY IRISH

## Division Six

Meldrum Cup				
MENAI*	42	-	36	ENGADINE

Radford Cup				
LANE COVE*	26	-	22	OATLEY

Halligan Cup				
SYDNEY CONVICTS	7	-	5	MOSMAN*

## Sydney Women's Rugby

Jack Scott Cup				
SYDNEY UNIVERSITY*	25	-	24	PARRAMATTA

\* DENOTES MINOR PREMIERS



# NSW Country Rugby Union

**"The Illawarra Warriors were back-to-back Caldwell Cup winners when they defeated Newcastle Hunter in the country championships in Armidale."**

2016 was another strong year for NSW Country Rugby Union. I am always delighted when members of the rugby community comment on how well run and positive we are at administering our great game.

It doesn't happen by accident. A lot of hard work from our people in the zones allows us to have around 17,000 players involved in the game. The army of volunteers that make this happen is outstanding and their efforts are truly our major asset.

The Illawarra Warriors were back-to-back Caldwell Cup winners when they defeated Newcastle Hunter in the country championships in Armidale. In the colts, Newcastle Hunter retained the title with a close win over Central Coast, while in the women's competition Hunter had to overcome stiff opposition to retain the title. Next year we are in Port Macquarie and are looking to add a women's sevens competition, so watch out for that as we continue to grow this area within the NSW country rugby landscape.

On the field the Cockatoos came very close to winning their three key games, narrowly going down to Queensland Country in the dying seconds of the game in Toowoomba. Great wins over NSW Subbies and Brumbies Provincial preceded this game, and the style of rugby being played was certainly of a very high standard. Unfortunately, the colts program was disrupted and aside from the southern states championships in Adelaide, no other games could be scheduled. We are determined to rectify this in 2017, as colts is the next generation and we want to ensure opportunities for progression.

The Corellas had an outstanding year, which saw them claim the Plate Shield at the national championships for the second time in three years, while the selection of Sarah Riordan and Alana Paterson in the Wallaroos capped off the year. Congratulations



"A lot of hard work from our people in the zones allows us to have around 17,000 players involved in the game. The army of volunteers that make this happen is outstanding and their efforts are truly our major asset."



to Paul Verrell (Coach) and Amanda Ferguson (Manager) on their Wallaroo appointments.

I am also pleased that this year we had a much stronger connection with the NSW Country Eagles, and I was fortunate to attend three of their matches this year. A great style of fast, physical and open Rugby was played and it's a delight to watch. The Eagles made it to the National Rugby Championship (NRC) Final, and whilst they came up against a red hot Perth outfit, they certainly did Country proud.

To my Board, thank you very much for your time, dedication and wise counsel, we are very fortunate to have skilled individuals such as yourselves representing us. To Paul Verrell, who is standing down from the Board, a big thank-you for your contribution and support. Our best wishes to you and to the Wallaroos.

Finally, to Terry Woodward our Executive Officer. The amount of time and effort Terry dedicates to ensuring the administration

runs smoothly does not go unnoticed. Balancing the match day manager role for the Waratahs and supporting the zones, juniors, referees and representative programs is at times very demanding, yet he does it all and makes it look easy. Terry was also called upon to assist the NSW Country Eagles with their match day management due to his skills at running these events and helped make those games run without incident. A big thank you to you Terry, all you do is greatly appreciated.

I look forward to kicking off a big 2017 and keeping NSW Country Rugby at the forefront of rugby in NSW.

**BARRY RUDDY**  
Chair, New South Wales Country Rugby Union



# NSW Country Rugby Union

GRAND FINAL RESULTS

## Central Coast

1st Grade					2nd Grade				
TERRIGAL	29	-	19	AVOCA BEACH	WOY WOY	20	-	12	AVOCA BEACH
P/Cup					Colts				
GOSFORD	20	-	12	TERRIGAL	AVOCA BEACH	22	-	17	OURIMBAH

## Central North

1st Grade					2nd Grade				
PIRATES	66	-	19	NARRABRI	MOREE	29	-	15	PIRATES
Under 18s					Under 16s				
BARRABA	43	-	19	PIRATES	BARRABA	15	-	14	TAMWORTH

## Central West

1st Grade					2nd Grade				
ORANGE EMUS	14	-	11	FORBES	DUBBO ROOS	21	-	17	ORANGE EMUS
3rd Grade					Colts				
DUBBO ROOS	24	-	21	BATHURST	BATHURST	15	-	9	CSU BATHURST
P/C North					P/C South				
TRANGIE	24	-	7	MOLONG	BLAYNEY	31	-	12	COOTAMUNDRA
Women South					Women North				
TEMORA	29	-	24	WEST WYALONG	COWRA	22	-	7	MUDGEES

# NSW Country Rugby Union

GRAND FINAL RESULTS

## Far North Coast

1st Grade					2nd Grade				
WOLLONGBAR ALSTONVILLE	14	-	8	BYRON BAY	MULLUMBIMBY	20	-	17	BALLINA
P/Cup									
ILUKA	35	-	13	EVANS RIVER					

## Illawarra

1st Grade					2nd Grade				
UNIVERSITY	10	-	7	SHAMROCKS	CAMPBELLTOWN	27	-	26	SHAMROCKS
3rd Grade					Colts				
VIKINGS	23	-	15	VINCENTIA	CAMPBELLTOWN	27	-	14	CAMDEN

## Mid North Coast - Northern Competition

1st Grade					2nd Grade				
HASTINGS VALLEY	38	-	0	KEMPSEY	HASTINGS VALLEY	25	-	8	COFFS HARBOUR
Under 18s					Under 16s				
SOUTHERN CROSS UNIVERSITY	22	-	14	PORT MACQUARIE	COFFS HARBOUR	17	-	8	SOUTHERN CROSS UNIVERSITY
Under 14a									
SOUTHERN CROSS UNIVERSITY	26	-	5	PORT MACQUARIE					



# NSW Country Rugby Union

GRAND FINAL RESULTS

## Mid North Coast - Southern Competition

1st Grade				
FORSTER TUNCURRY	34	-	14	WALLAMBA

## New England

1st Grade				
ST ALBERTS COLLEGE	27	-	13	BARBARIANS

3rd Grade				
ARMIDALE	33	-	3	BARBARIANS

Women's 7s				
GLEN INNES	17	-	12	BARBARIANS

2nd Grade				
ST ALBERTS COLLEGE	16	-	7	GUYRA

4th Grade				
ST ALBERTS COLLEGE	41	-	0	BARBARIANS

# NSW Country Rugby Union

GRAND FINAL RESULTS

## Newcastle Hunter

1st Grade				
HAMILTON	37	-	28	WANDERERS

3rd Grade				
MAITLAND	10	-	10	MEREWETHER CARLTON

P/Cup				
COOKS HILL (1)	20	-	18	EASTS (1)

Women				
UNIVERSITY	24	-	21	MEREWETHER CARLTON

2nd Grade				
MEREWETHER CARLTON	18	-	8	WANDERERS

Colts				
MEREWETHER CARLTON	20	-	5	WANDERERS

Patrons Shield				
COOKS HILL (2)	24	-	14	EAST MAITLAND

## Western Plains

1st Grade				
NYNGAN	28	-	7	COONAMBLE

2nd Grade				
BOURKE	22	-	12	BREWARRINA





# NSW Women's Rugby Union

“Following a very successful fundraising dinner in 2015 the Sydney Women’s Rugby Union representative team toured New Zealand in March. The team performed brilliantly winning all three games on tour.”

It gives me great pleasure to submit my fifth annual report on behalf of NSW Women’s Rugby following our reformation in 2012. I’m pleased to report that following a very successful fundraising dinner in 2015 the Sydney Women’s Rugby Union representative team toured New Zealand in March. The team performed brilliantly winning all three games on tour including victories over College Rifles and Bay of Plenty. In an outstanding effort Sydney went on to win the nationals defeating the Brumbies 35-3 in the final. A grand final cliff hanger in the local Sydney competition saw Sydney University sneak home against Parramatta 25-24 to take out the Jack Scott Cup.

Hunter won the country women’s championships in April. The inclusion of teams from Illawarra, Central North and New England added an extra dimension to the championships that was regarded as one of the best for many years. At the nationals, Country performed admirably taking out the plate final which included an historic win against Queensland.

With both the senior and youth nationals held in Perth and Adelaide in 2016, a fundraising dinner was arranged to support all sevens’ teams. Pleasingly this event was well attended by the women’s and girl’s teams and this significantly defrayed the costs for those selected players to attend the nationals. It was always going to be hard to emulate back-to-back girl’s and women’s national championships. Over 350 girls state-wide attended talent identification days around the state culminating in a series of tournaments and trials from which two girls’ squads were



# NSW Women's Rugby Union

selected for their nationals campaign in Perth. The girls performed well with the blue team defeated in the cup final by Queensland and the white team taking out the plate final. The NSW women's blue team also made the cup final at their championships in Adelaide but were beaten by arch rivals Queensland in the final 29-17. The NSW white team won the plate defeating National Indigenous.

My special thanks go to Nathan McMahon. Nathan and his team go above and beyond to ensure that female sevens rugby is in the best possible shape.

Following Sydney and Country's great performance at the nationals, NSW was rewarded with 14 players selected in the Wallaroos squad to tour New Zealand in October. This was our first test series since the last Women's Rugby World Cup in 2015. The Wallaroos need more games against quality opposition more often to ensure competitiveness in the future. It's pleasing to see additional tests against New Zealand, Canada and England in New Zealand in June ahead of the Women's Rugby World Cup in Ireland in August.

I would like to thank my fellow committee members: Erin Morton, Graeme Holland, Barbara Waddell, Larry Thomson, Pam Thomson and Amanda Ferguson for their work within their own Unions as well as their commitment to women's rugby around the state. I look forward to continuing to work with the Committee, ARU, NSWRU and participants to develop the game of women's rugby. I would also like to thank new NSWRU CEO Andrew Hore, under Andrew's leadership NSW women have a new Waratahs logo which represents a closer alignment than ever with NSWRU and the Waratahs.

**KERRY CHIKAROVSKI**  
Chair, NSW Women's Rugby

"Following Sydney and Country's great performance at the nationals, NSW was rewarded with 14 players selected in the Wallaroos squad to tour New Zealand in October."







# NSW School's Rugby Union

NSW Schools Rugby was saddened by the unexpected passing of our president, Colin Murray. Colin was a great rugby man who contributed to the sport as a player, coach, manager and administrator at all levels, giving years of service to NSW and Australian schools. He was very much respected, loved and admired for his generosity, commitment and professionalism to schoolboy rugby. At our last meeting, many of his friends including committee members past and present, shared stories of Colin which painted the picture of his remarkable rugby journey. From the reflections, it was obvious that Colin had touched the hearts of many of us. He will be missed by all who knew him. At least he was around to watch NSW 1's vs NSW 2's in the final of the Australian Schools Championships, with his wryly smile and tongue-in-cheek, he would say, "how good is this, a NSW winner."



NSW Trials

Paul Geddes (chairman of selectors) again led the selection process in 2016 from Central Coast Grammar School.

Players for the NSW 1's and NSW 2's were selected from the following association games:

CHS v CCC	29 May Forshaw Rugby Park
CHS, AICES, ISA & CCC	19 June Hills Grammar
CAS v GPS	21 June Shore School
NSWRU U18 Trials	24 June Knox Grammar School

The final selection meeting was held after the last match on 24 June. I would like to thank and congratulate all selectors for their time and expertise in selecting two strong teams that proved to be very successful.

Congratulations to the NSW 2's team for winning the Australian Championships division one final, for which the team received the BA 'Jika' Travers Shield. Special congratulations to coaches Lachlan White, Dean Hargraves, manager Saxon Bowles and physio-therapist Kendal Wallace for their leadership, commitment and thorough preparation of the team. They must be proud of their outstanding achievement.

Commiseration to the NSW 1's team who went through the preliminary matches undefeated only to falter to a fired up NSW 2's team in the final. Many thanks to coaches Brad Gill, Luke Bower, manager John Guy and physiotherapist Narelle Veverka for all their time and efforts over the few weeks of the campaign. Narelle has been a dedicated and tireless worker for NSW schools over many years and her efforts will be recognised at the next NSW schools meeting.

Awards

Congratulations to the following players who were recognised for their outstanding contribution to their respective teams:

NSW 1 Syd Sugarman Award	Luke Osborne The Kings School
NSW 2 Syd Sugarman Award	Rory Suttor Shore - Sydney Church of England Grammar School
RUPA Medal (Awarded to the player of the final)	Liam Rasch Trinity Grammar School
Matthew Street Award	Luke Rixon Shore - Sydney Church of England Grammar School

Representative Honours

NSW 1  
Australian Schools

PLAYER	SCHOOL
ADAM DOUEIHI	ST PATRICK'S COLLEGE
OPETI HELU	NEWINGTON COLLEGE
YIRRIBI JAFFER-WILLIAMS	ST JOSEPH'S COLLEGE
LUKE OSBORNE	THE KINGS SCHOOL
NICK WILKINSON	ST JOSEPH'S COLLEGE

Australia A (Barbarians)

PLAYER	SCHOOL
MICHAEL FENN	ST IGNATIUS COLLEGE
NICHOLAS FROST	KNOX GRAMMAR SCHOOL
DYLAN PIETSCH	THE KINGS SCHOOL

NSW 2  
Australian Schools

PLAYER	SCHOOL
JAMES ARMSTRONG	KNOX GRAMMAR SCHOOL
MATTHEW MCTAGGART	ST JOSEPH'S COLLEGE, HUNTERS HILL
RORY SUTTOR	SHORE – SYDNEY CHURCH OF ENGLAND GRAMMAR SCHOOL

Australia A (Barbarians)

PLAYER	SCHOOL
WILLIAM HARRISON	MARCELLIN COLLEGE, RANDWICK
DAN MATTHEW	KARIONG MOUNTAINS HIGH SCHOOL
TOM OSBORNE	ST IGNATIUS' COLLEGE, RIVERVIEW
LUKE RIXON	SHORE – SYDNEY CHURCH OF ENGLAND GRAMMAR SCHOOL
CHARLES RORKE	ST IGNATIUS' COLLEGE, RIVERVIEW
JORDAN TYZAC	WAVERLY COLLEGE

2016 Association  
1st XV Winners

GPS	THE SCOTS COLLEGE
CAS	KNOX GRAMMAR & WAVERLEY COLLEGE
ISA	ST AUGUSTINE'S COLLEGE
WARATAHS SHIELD	ST AUGUSTINE'S COLLEGE





# NSW Schools 16 Years

The committee was in favour of sending the NSW Schools 16 year’s team to New Zealand to further develop these players. This initiative was to ensure a worthwhile representative program for the team with the hope that these players would filter into the NSW open age group teams in the future.

A squad of 25 players was selected from the various association trials to tour New Zealand in the October holidays. The tour proved to be a great success playing three games in six days and winning two of the three games against some strong opposition.

Game 1	31 - 21
v Auckland Central West	WIN
Game 2	21 - 12
v Auckland South East Zone	WIN
Game 3	5 - 10
v Combined Auckland Schools	LOSS

**JOHN PAPAHA TZIS**  
President, NSW Schools Rugby Union





# NSW Schools Associations



# NSW Schools Associations

## COMBINED CATHOLIC COLLEGES (CCC)

The Combined Catholic Colleges (CCC) trials held at T.G.Millner field were again well attended, with over 100 players trialling for the under 18’s team and 120 for the under 16’s. The day began with a skills session which gave selectors the opportunity to look at the players prior to the commencement of the games. The process gave the players the opportunity to display their skills in both a formal and informal situation. One point to note is the increasing skill levels of the players who are trialling and this helps with team selections.

The training camp, held at Narrabeen, was again a highlight for the players and having access to the different facilities on offer was instrumental in making the camp a success. We were lucky to have a plethora of talented teams in camp at the same time, including the Australian under 20s and rugby sevens teams. We also had a former CCC player and now NSW Waratahs squad member, Matt Sandell, put the forwards through a scrum session.

The camp concluded with trial games against Combined High Schools (CHS) at Sylvania. There is no doubt the program we have developed allows our players to enhance their skills and the team bonding which occurs is crucial to our success. Having the camp on the same weekend as the first trial against CHS was again beneficial to both teams as such preparation is vital (as seen by the success both teams had, especially the under 16’s who defeated both CHS teams).

For the first time we had a player’s dinner at T.G.Millner field prior to the second trial, whereby Tim Donnelly, a former CCC player (who captained the Australian Schools team in 1998 and played for the NSW Waratahs) presented players with their jerseys and spoke about the CCC pathway as well as how far the program has progressed since the days when he first trialled.



# NSW Schools Associations

## NSW COMBINED CATHOLIC COLLEGES (CCC) UNDER 18S REPORT

### NSW CCC UNDER 18’S SELECTION TRIALS

The NSW under 18’s selection trials were held on Monday 16 and Tuesday 17 May at TG Millner field. The same trial format of 2015 was followed and proved to be very effective once again. More than 100 under 18’s players registered for the trials on the Monday.

### NSW CCC UNDER 18’S TRAINING CAMP

The NSW CCC under 18’s team training camp was held on Friday 27 and Saturday 28 May at NSW Sport and Recreation in Narrabeen. The players arrived at 9.00am with the first training session starting at 10.00am. Our injured players were booked in with the physiotherapist, which was a fantastic opportunity for our players. Having a trainer available throughout the camps and during the trials was also invaluable and helped treat ongoing minor injuries. The training sessions concluded with a team recovery session in the ice baths which the players appreciated. After dinner we had a team talk and watched Super Rugby together. Saturday morning started with a 10.00am training session and in the afternoon we watched Warringah Rats play Eastwood in an Intrust Super Shute Shield match. The last activity of Saturday was a team meeting about our first games against CHS the next day.

### NSW SCHOOLS AND COMBINED STATES SELECTIONS

Congratulations to the following NSW CCC players on their selection in the following NSW representative teams:

NSW Schools second XV team – William Harrison  
Combined States – Esei Haangana and Patrick Pellegrini

Esei Haangana was selected in the Australian Schoolboys team and William Harrison was selected in the Australian Barbarians squad after the schoolboys championships in Sydney.

The overall performance of the under 18’s team was creditable and again highlighted the growing strength of CCC rugby. Thanks

are extended to Matt Barlow, Elijah Carlin, Deon Norval and Steven McNamara, all the other teachers/helpers, coaches and ARU staff for their contribution to making 2016 another successful year for NSW CCC Rugby Union.

### NSW CCC VS TONGAN SCHOOLS

One highlight for the season was our international game against Tongan Schools. Unfortunately, we had a number of players unavailable for selection due to injuries and school commitments. Other shadow players were called in to assist, but even on the day we had a player pull out before the game and one didn’t show up, leaving us short for reserves. We led Tonga 3-0 after 30 minutes, but their superior physicality won out on the day and we were eventually defeated 45-8. The game was followed with a post-match function and overall it was a great experience for the boys. To offer a cliché to explain the day, ‘rugby was the winner’.

Again, I would like to thank all those involved in the rugby program, from those who helped out on the trials and games days, to the coaches, managers, physios and to Kym Skeritt for her continued support of the rugby program. Having a player’s dinner was another new initiative and this proved very successful and meant nearly all players also attended training the night before their second trial. Having Tim Donnelly speak to the teams about pathways was very informative and helped give the players some perspective about selection trials. Having two players selected for the under 18’s Australian teams was a first for the association and is evidence we are doing something right and I thank all for their contributions.

I would like to conclude my report this year to say how sad we were to hear of the passing of Col Murray (NSW Schools Rugby President) and wish to extend our sincere sympathy to Col’s family. Schools rugby has lost a great man who dedicated so much of his life to the development of schoolboy rugby, but have no doubt, he will continue with this involvement in the greatest game of all, with “the game they play in heaven”.

### STEVE MITCHELL

Convener, Combined Catholic Colleges



# NSW Schools Associations

## GREAT PUBLIC SCHOOLS (AAGPS)

The first XV competition in 2016 was a closely fought affair. The Scots College was awarded the premiership achieving seven wins in the 10 round competition. They were a well organised team who showed poise and control in achieving a number of wins in tight contests. The Kings School and St Ignatius College Riverview were equal in second place.

The second XV had The Scots College and St Ignatius Riverview as the two outstanding teams. Fittingly it came down to the final round where these teams played each other for the premiership. In an open game of running rugby, Scots were victorious 27 – 23 taking out the premiership with St Ignatius in second place and The Kings School third.

The third XV competition saw The Armidale School overcome the logistical challenge of travelling to Sydney every second weekend to remain undefeated and take out the premiership. St Joseph’s College and Sydney Grammar School shared second place.

In representative rugby, two teams played at the GPS third level. Prior to the GPS versus CAS fixtures, GPS blue defeated GPS white, 55-26. On Thursday 23 June GPS white defeated CJRU under 18’s, 19-7. GPS blue defeated SJRU under 18’s, 51-10.

In the traditional GPS v CAS fixtures in the first XV, GPS defeated CAS, 48-17. The second XV saw CAS defeat GPS, 28-26.

GPS played CHS in the NSW schools trials. In the first XV, GPS defeated CHS, 28- 5. In the second XV GPS played strongly to defeat CHS, 61-0.

In the under 16’s program the President’s A XV were successful in winning the NSW Championships. They defeated CHS 11 and CHS 1 in the pool games and in the final defeated CAS, 23-14. The President’s B XV struggled in early games against ISA and CCC. They finished strongly to defeat AICES, 27-5.

Overall a very good year of AAGPS Rugby.

### PHIL BARLOW

Convener, Great Public Schools





DIVISION ONE

Congratulations to St Augustine’s on winning the first XV competition. The two rounds created a very tight and hard fought first XV competition that came down to the last game between St Augustine’s and Oakhill College. All schools in the first XV competition tasted success throughout the season and along with maintaining the bonus point system for first XV, many teams were in the running for premiership honours for a long time.

Well done to St Augustine’s College on winning the Champion School Shield.

The competition seemed to work well for the most part. There is still a need for schools to ensure that the “mercy rule” is enforced to avoid mismatches. This needs to be done by taking action to even the game up. For example, take off better players, play with less number of players, etc. We are getting better at this and the enjoyment of our younger teams is a positive result.

One of the benefits of this year’s competition amongst all grades and all age groups was the limited number of unmatched fixtures. There were far less unmatched fixtures this year. While the St Pius/St Greg’s line did cause the occasional mismatch at the bottom end against their opposition, it did mean far less unmatched fixtures.

Thank you to Luke Rogan and the staff at NSWRU on appointing referees to all first XV and second XV fixtures this season.

Thank you to Paul Geddes on his organisation of the representative season for our opens teams and to David Burke for his organisation of the under 16’s representative season. Thank you to the ISA team, specifically Annette Gee-MacLean, Julie Nusdorfer and Prue Graham for their help with the website, ensuring competition tables were accurate and up-to-date and for all the behind the scenes work they do to make things happen each week.

**ANDREW WISEMANTEL**  
Convener, ISA Division One

DIVISION TWO

In 2016 only the 14’s and 15’s age groups experienced forfeits due to schools having limited player numbers. Schools worked hard to field a full line in all age groups. The clear communication between MICs when either forfeits were imminent or playing fixtures with limited numbers was presented proved positive, allowing a seamless process through the competition rounds. The association is a diverse one and the ongoing support of allowances for flexibility and development of the game within our schools is to be applauded.

This was the eighth season which provided students with the opportunity to experience semi-finals and finals. All six schools were involved in the action on semi-final day, five on finals day and four different schools went on to win finals.

Redfield College 16’s placed second after the rounds. They improved their position during the finals to be premiers in their age division while St Andrew’s Cathedral School 13’s, Redfield College 14’s, All Saints College 15’s and Chevalier College first XV teams added the premiership to their minor premiership.

Once again the Division two ISA rugby final day was a huge success. The finals were tightly contested for the majority of each match, games were played in great spirit and a good level of sportsmanship and respect was apparent from all players during the fixtures.

This season saw the inaugural selection of a division two/three representative team through a gala day format in Bowral during the pre-season. This proved to be a very successful addition to the ISA division two rugby program. It allowed players from many schools within the ISA to compete for a position within the team. The format also presented a transparent approach to selections which proved to resonate well with all MICs and coaches involved in the trial day.

Nick Wansey should be congratulated on acquiring Eridge Park for the division two/three trials and organising independent selectors. This initiative to provide a pathway for the rugby players in division two/three is a positive one and has been appreciated by all school communities.

The concept and implementation of the day will only improve the standard of rugby within the division two/three squads and ultimately the depth of selection available for the ISA rugby selectors.

The trial day was run as a gala day for schools. This format also gave schools much needed pre-season mini games.

On behalf of all the schools in ISA division two, I would like to express appreciation to:

- Oakhill College for hosting the semi-finals and finals – thank-you for providing such a great quality venue, for coordinating fields, use of the scoreboard in the final and parents to operate the canteen and BBQ over the finals campaign
- Andrew Wisemantel and Anthony Toro for their continued support of and contribution to our finals fixtures which is very much appreciated – Andrew’s efforts in securing unmatched fixtures for teams proved invaluable as the season reached its conclusion
- Referees – thank-you also to Robin Timmins and Scott Rogan (NSWRRA) for supporting the finals days with referees and assistants. They also assisted many schools with appointments throughout the season
- MIC’s – thank-you to all school’s MIC’s and coaches for your efforts in developing your school rugby programs throughout 2016. The standard of play and sportsmanship is reflected in your stewardship
- I would like to highlight Glenn Dawson’s support and guidance with my transition into the role of Convener. His contribution as Convener over the past five years has been exemplary
- ISA Office – On behalf of all schools in division two, can I thank and acknowledge Annette Gee-MacLean, director of ISA sport, Julie Nusdorfer and Prue Graham for their contribution behind the scenes and support of all ISA sporting endeavours.

**SCOTT GARDNER**  
Convener, ISA Division Two (All Saints College)



# NSW Schools Associations

## ASSOCIATION OF INDEPENDENT CO-EDUCATIONAL SCHOOLS (AICES)

### OPENS

For the second year the AICES representative program began with trial matches at TG Millner field. The number of players who put themselves forward for selection was greater in the 16's but about the same in the opens. As with last year AICES lost players to the conflicting playing schedules of the country junior program and their scheduled matches.

The chosen teams went into camp at Warringah and were fortunate to have the support of the Warringah Rugby Club and Luke Holmes in helping with scrummaging sessions and hosting the group for the Saturday Intrust Super Shute Shield matches. The Friday and Saturday training sessions enabled the teams to gain valuable understanding of the requirements needed for the step-up to this level of rugby.

The first match against CHS 2's was moved from Warringah Park to the Hills Grammar School because of the oncoming weather event. This match proved to be a hard task for the AICES team, as they had to contend with the wet weather and also a significant size difference. The team was overcome by this lack of size and lack of possession, but were definitely not enthused contesting strongly right until the final whistle.

The second match against ISA 2's was a great leap in standard for many of the AICES players, with some having trouble adjusting to the speed of the game played by the ISA team. While the AICES team was unable to score any tries in this game, they were threatening many times, just being unable to apply the finishing pass.

The AICES squad was again a young squad with only five returning players for 2015 and over half the squad being in Year 11. These players have benefitted greatly from this experience. The association continues to grow in strength and even though results have not been forthcoming, exposing players from small and larger non-aligned schools which do not have a rugby program is a priority. A program that is growing, with quality coaches and committed staff as we are establishing, will always be for the betterment of schoolboy rugby.

Thanks must go to Mr Greg Aitken, Convener AICES, for his work behind the scenes organising and booking the camp and at such short notice organising transport for the group from one end of Sydney to the other for their organised games.

### JAMES BARKELL

Coach (Redam House)

### RICK WALKER

Manager (Hunter Valley Grammar)

### 16S

Following on from a successful year last year, a camp was held once again to draw the team together and develop commitment and team unity in preparation for the NSWRU 16's championships and selection trials. The camp, held at Lakeside Holiday Park North Narrabeen, was a fantastic experience, evidenced by the players coming together very quickly and forming tight bonds.

This year a leadership group was established and was given a number of opportunities to address the team without the presence of coaches. This provided an opportunity for the team to create a 'brotherhood' and increased the feeling of ownership of the team and their play.

A big thanks to Luke Holmes and the Warringah Rugby Club for hosting us at their Intrust Super Shute Shield match during the weekend and to Luke personally for running a scrum session for the forwards. During this session he corrected numerous players on their basic scrum technique and built the confidence of the unit as a whole. The players gained a lot from the time Luke had to share with us.

### CHAMPIONSHIPS (25 AND 26 JUNE)

The AICES team suffered four injuries during this first match against CHS 1's. At half-time, CHS 1's was holding a commanding 26-3 lead. With grit and determination by the remaining players, the second half score was only 7-5 to CHS 1's (final score, CHS 33 – AICES 8).

After a gruelling opening game resulting in limited substitutions for game two, the team went into the second match against CHS 2's lacking fresh bodies and energy required to match the CHS team. CHS 2's punched through a tiring AICES forward pack to run in seven tries. The score finished 45-0 to the CHS 2's team and the players headed home with clear instructions to refresh their minds regarding their role in the game plan in preparation for their final match.

On Sunday morning, AICES were scheduled to play President's B in the cup final. Boosted by the return of a few players the AICES team went into the match looking to end their campaign with a

win. The inclusion of the two back rowers was helpful for playing stocks but it was evident they would have to get up to speed quickly. In the early minutes the attack sequences of the team appeared disjointed and after dominating possession failed to capitalise with points.

The President's B team provided well-structured defence and although AICES had plenty of opportunities in attack, President's B were too strong. The final score was 29-5 in favour of the President's B team.

In a brief presentation following the match the coaching staff gave a quick debrief and farewell to the players. Daniel Darwall the coach thanked the coaches for their work and Mackenzie Kay was presented as the AICES 16's most valuable contributor for 2016.

Although disappointed at not demonstrating their potential during the championships, each of the players were very appreciative of having the opportunity to play and the feeling as the players and families departed was very positive. Parents were extremely thankful for the work of the coaches, Matthew Pickering and Daniel Toole, and impressed with the level of professionalism of the program that their boys had been a part of.

It is hoped in the year ahead discussion will be held as to how to continue to develop the players in the AICES program to demonstrate their potential during the NSW selections matches through increasing the amount of game time together. Suggestions such as a development tour and an extra team session the afternoon before the championships have been offered and will be looked into in the coming months.

### DANIEL TOOLE

Coach (Nowra Anglican College)

### MATTHEW PICKERING

Coach (Nowra Anglican College)

### TIM DAWSOME

Manager (Pacific Hills Christian School)



# NSW Schools Associations

ASSOCIATED SCHOOLS OF NEW SOUTH WALES (CAS)

## 2016 CAS Henry Plume Shield

TEAM	Pts	P	W	D	L	F	A	+/-
KNOX GRAMMAR	18	10	9	0	1	425	118	307
WAVERLEY COLLEGE	18	10	9	0	1	421	134	287
TRINITY GRAMMAR	10	10	5	0	5	183	226	-43
CRANBROOK SCHOOL	10	10	5	0	5	219	285	-66
BARKER COLLEGE	4	10	2	0	8	119	322	-203
ST ALOYSIUS' COLLEGE	0	10	0	0	10	118	400	-282

### CAS REPRESENTATIVES SEASON

The open’s representative season comprised two traditional fixtures against the CHS & GPS and then CAS competed in the NSW trials at Curagul Fields in June.

All CAS staff were proud of the team’s achievements in 2016 and as a result had a healthy representation at NSW and Australian level.

Australian Schoolboys to tour Samoa and New Zealand – James Armstrong (Knox)  
Australian Barbarians – Nicholas Frost (Knox) and Tyzac Jordan (Waverley)

Congratulations to Liam Rasch (T) – voted by RUPA best player of the championship final.

NSW II def NSW I  
NSW I – Frost (K), Kemeny (C), Mohi (W), Longville (T), Res – Grindal (K), Margin (K).  
NSW II – Rasch (T), Jordan (W), Morris (T), Armstrong (K), Res – Upton (K).

### COMBINED STATES TEAM – B O’SULLIVAN (W)

Result – ISA defeated CAS, 39-38 (Armstrong 2, Mohi, Margin, Longville, Jordan tries; Woodcock 4 goals)  
Result – CAS defeated CCC, 20-10 (Coghill, Mazaraki, Searl tries; Bosch Conv, Pen)  
Result – GPS defeated CAS, 48-17 (Carr, Longville, Mohi tries; Searl conv )

### SECOND XV

Result – CAS defeated GPS, 28-26 (O’Sullivan, Woodcock, Anstey, Stocks tries; Bosch 4 conv)  
Result – CHS 1’s defeated CAS, 1’s 31-24  
Result – CAS 2’s defeated CHS, 2’s 31-26

### STAFF

CAS Manager – Mr R Farraway (C)  
First XV Coach – Mr L Bower (C)  
First XV Assistant Coach – Mr M Hodge (C)  
2nd XV Coach – Mr K Ikeuchi (T)  
2nd XV Assistant Coach – Mr B Whittaker (B)  
Physiotherapist – Mrs N Veverka & Mr T Lombardo  
Chair of Selectors – Mr C Blunt

### UNDER 16S

The CAS is very proud of the achievements of the under 16’s squad in 2016 reaching the final against a strong President’s team.

### CAS FIRST XV

H McGuiggan (W), S Kennedy (K), J Frear (K), L Moretti (W), N Ginis (T), T Murphy (W), C Molloy (W), A Trobec (K), C Chambers (T), L Ilas (T), T Leigh (K) M Towns (W), T Cameron (K), B Bryden (B), J Westbury (A), A Glastras (C), T Lambert (T), J Wong (T), H Whiteman (W), L Reimer (B), R Thorne (W), D Andrews (W), J Kitchener (B)

### GAME 1

CAS defeated CCC, 22-5

### GAME 2

CAS defeated ISA, 14-7

### GAME 3 – FINAL

President’s XV def CAS, 23-14 (M Towns, L Ilas tries: Ilas 2 goals)

Congratulations to the CAS unde r16’s – finishing second in the 2016 under 16 championships.

CAS first XV Coach – Mr S Coleman (W)  
CAS first XV Asst Coach – Mr S O’Donnell (W)  
South Harbour Coach – Mr S O’Donnell (W) & Mr S Coleman (W)  
North Harbour Coach – Mr B Robinson (B) & Mr G Austin (A)  
Physiotherapist – Mrs N Veverka

### ACKNOWLEDGMENTS

Mark Green and staff at NSWRU for their continued support of our representative opens and 16’s programs.

Mr Charles Blunt – CAS chairman of independent CAS selection panel.

Congratulations to all involved in the Australian Schoolboys Championships

### MARTIN HAYWOOD

Convener, Associated Schools of NSW



# NSW Schools Associations

## NSW COMBINED HIGH SCHOOLS (NSWCHS)

The NSWCHS Rugby Union Carnival was hosted by Camden Rugby Club in 2016. As usual the ground was in perfect condition for fast, open rugby. The standard of all teams in 2016 was very good with all sides very competitive. At the end of the pool games it was clear that Sydney South West and Sydney West were the two teams to beat. The semi-final game between these traditional rivals did not let anyone down. Sydney West jumped out to a good lead before Sydney South West reclaimed the lead with 15 minutes to go. In the end Sydney West were too strong and lead around the park by their fly-half Kieran Hayman eventually ran out winners, 17 – 15. This set up a showdown on the final day between Sydney West and Central Coast. The boys from the coast had played two days of very strong rugby but unfortunately they could not maintain the momentum in the final and Sydney West won another NSWCHS Carnival in 2016.

From the NSWCHS State Carnival the NSWCHS first and second XV teams are selected to play against other associations in the domestic representative program. The first game of the year is a three-way trial against CCC which was played at Foreshaw Rugby Park. CHS first XV won both games. It needs to be mentioned that CCC have come a long way in recent years and were highly competitive for most part of the match against the first XV team. Unfortunately, the second XV found the size of CCC too much to handle and went down in a close game.

We then met ISA and AICES in first’s and second’s respectively. In wet condition at Hills Grammar school the second XV team played some entertaining, dry weather football and caught AICES XV by surprise, easily winning the game. This was a nice return to form for the second XV team who were beaten the previous year by AICES. The first XV game against ISA was a hard fought game that was exciting to watch, and I am sure play in. In the end the cool heads of CHS prevailed. In appalling conditions all players should be commended for their efforts and standard of football that was on display.

The final game of the domestic representative program was played at Curagul Fields against traditional rivals GPS. GPS were comfortable winners but with a number of Year 11 students in the CHS program we were very happy with the way the boys played and look forward to the return match in 2017.

At the end of the 2016 domestic program selectors sat down and announced a development program which trained over the summer break. This program will culminate with a tour to South Africa in the Easter school holidays. The aim of this program is two-fold; provide young men with a cultural and sporting opportunity that will hopefully broaden their personal and sporting horizons; produce players capable of being selected in higher representative honours in future years. At this stage the development program is tracking nicely and we are once again expecting a successful tour of South Africa in 2017.

CHS continued its strong partnership with the ARU high performance unit and the NSWRU development team to again run a series of three high quality discovery days, which culminated with a final trial played at Wills Ground hosted by Canterbury Rugby Club. The program exposed in excess of 220 players to high quality coaching and development and an opportunity to represent CHS in the 16’s program.

In 2016 CHS chose two 16’s teams who went on to place third and sixth at the NSW schools 16’s trials.

The following schools were the winners of the state run competitions;  
Waratah Shield – St Augustines  
Waratah Cup – Patrician Brothers Blacktown  
Robson Shield – Hills Sports High School  
Arthur Buchan Shield – Farrer Agricultural Memorial High School  
Sports High School Arthur Buchan Shield – Hills Sports High School  
Richard Shaw Shield – Illawarra Sports High School  
Glen Clayton Shield – Wauchope High School

### ROSS DUMMETT

Convener, NSW Combined High Schools



# NSW Schools Associations

## NSW PRIMARY SCHOOL SPORTS ASSOCIATION (NSWPSSA)

The NSWPSSA has once again greatly benefited from its continued relationship with NSWRU with provided funding put to great use, assisting each regional side and knockout semi finalist with a travel grant, purchase of footballs and by paying all the team levies for state championships. Again, it was wonderful to see some of the development staff from NSWRU in attendance at our state carnival, using their expertise to assist the match day officials. Their expertise was greatly appreciated by all the regional coaches, managers and NSWPSSA coaching staff.

In 2016 we again had development officers control ‘gala days’ in the fifth year of the new format of our Bryan Palmer Shield NSWPSSA knockout. This event is still a tremendous hit with all schools involved and has had a major impact on the enrolment in this competition with most schools entering the knockout in 2016 back for more.

Through Stephen O’Brien and Mike Doyle’s great organisation, the NSWPSSA under 12’s representative side was able to visit the NSW Waratahs headquarters for the eighth year to for a tour of the facilities. While there the players had their jerseys presented by Wallabies and NSW Waratahs player, Rob Horne. The players revered this excursion and were certainly made to feel like a ‘Waratah’. It certainly spurred them on as NSW again retained the Phil Waugh shield for winning the national tournament as well as retaining the Trevor Allen Shield for winning their match against the ACT.

The Bryan Palmer Shield was a great success, due mainly to the fact we changed its format from a normal knockout to one that was organised with ‘gala days’. Development officers were most helpful in controlling these days and educating school teams about the joys of playing rugby. In two entertaining and tight games, Harbord Public School defeated Orange Public School, 33-7 and Edgeworth Public School defeated James Erskine Public School, 47-14 in the semi-finals. In the final, Edgeworth defeated Harbord 45-12 with a brilliant display of maintaining a wealth of possession during the game. Up and coming girls’ rugby player, Georgia Chapple (Edgeworth) was named player of the match.

Polding region hosted the state carnival at Mudgee in August 2016. Mackillop defeated Sydney South West in a very close final, 33 - 14. Mackillop had all the early running, but Sydney South West clawed its way back into the game. In the end Mackillop’s defence was superb in the final minutes. In 2017, the carnival will be hosted by Hunter Region at Salamander Bay.

The Interstate Exchange was hosted by South Australia. This involved under 12’s teams from NSWPSSA, ACT, Victoria, South Australia and Northern Territory. NSWPSSA was the dominant team, remaining undefeated and retaining both the Phil Waugh and Trevor Allen Shields. Full marks go to our coaching team of John Carters, Matt Barr and Andrew Watson in instilling the belief in these players to go through undefeated, without a point scored against them and against much bigger opposition. In 2017 the Exchange will take place in Northern Territory, most likely on the October long weekend (30 September and 1 October).

### MATT LEWIS

Convener, NSW Primary Schools Sports Association





"In 2016 the Sydney junior competition encompassed over 350 teams playing 15 a-side rugby."

# NSW Juniors Rugby Union

## NSW JUNIORS RUGBY UNION


NSW Junior Rugby Union (NSWJRU) is comprised of the two junior unions - Country Junior Rugby (CJR) Union and Sydney Junior Rugby Union (SJRU). Together they facilitate competitions for over 20,000 players from under 16's to under 18's. SJRU is the largest junior union in the country and currently manages competitions for under 10's to opens from Newport in the north, Menai in the south and the Blue Mountains in the west. CJRU operates via the nine country zones and has a healthy representative program for all eligible players.

NSWJRU hosts the state championships traditionally held over the June long weekend. This tournament, held at six or sometimes seven venues is a showcase of junior club rugby.

The 2016 champions were decided after three days of entertaining junior rugby at six different venues:

- Under 12's – West Harbour defeated Manly, 14-5 at Camden Rugby Park
- Under 13's – Eastwood defeated Gordon, 29-5 at Drummoyne
- Under 14's – Eastwood defeated Sydney University, 44-24 at Endeavour Park, Orange
- Under 15's – Easts defeated Gordon, 17-15 at St Lukes, Concord
- Under 16's – Parramatta defeated Central Coast, 15-10 at Grantham Reserve, Blacktown
- Under 17's – Parramatta defeated Central West 50-0 at Eridge Park, Bowral





Following the successful NSWJRU state championships, teams were selected to compete at the regionals at which the Sydney and Country under 15's and under 16's were selected. The highlight of the season for both SJRU and CJRU representative teams is the annual city country carnival. This year the Sydney teams were victorious in the under 14's, 15's, 16's and 17's age groups while Country won the under 18's age group. The under 10's and under 11's age groups participate in development carnivals with no finals. This ensures the players are introduced gradually to representative rugby in line with the ARU pathway. Other carnivals which are the responsibility of NSWJRU include the regionals, traditionally held in the July school holidays for the under 15's and under 16's and the under 16's invitationals held in September. For 2017 the representative calendar will be revised with the ARU reintroducing the ARU under 16's nationals and changes to the junior gold cup. In 2016 the Sydney junior competition encompassed over 350 teams playing 15 a-side rugby. This number is smaller than previous years yet we saw a similar number of registered players. The growth area for junior rugby is in the sevens game and in girls' rugby. The number of girls playing rugby has increased enormously with the advent of sevens gala days and tournaments. SJRU is examining running a regular sevens competition to cope with the interest and enthusiasm for girls rugby. This hopefully will enable a transition to more girls playing 15 a-side rugby in years to come. Country Juniors had a successful year with their country championships being spread across the state. The 17's and 18's CJRU championships were held on the Central Coast while

the 12's, 13's and 14's travelled to Lismore and the 15's and 16's to Scone. The representative teams selected from the championships played against Sydney teams, ACTJRU and some school teams. The under 17's and 18's toured WA, where they won all games with the under 18's playing a curtain raiser before a Super Rugby match. A number of former Country players now play with the Force and Matt Hodgson presented the jerseys before the match with Ben McCalman and Rory Walton taking time to meet the players after the game. The sevens form of rugby is also becoming popular in country areas with many country zones attending the championships held in Coffs Harbour for the under 15's and under 17's age groups. Both Sydney Juniors and Country Juniors are examining ways to ensure the growth and sustainability of sevens' tournaments and competitions. Whilst representative rugby is the "icing" on the cake, much thought and planning is needed to ensure viable regular grassroots competitions are conducted in all areas. Both SJRU and CJRU devote time and expertise via their volunteer boards to ensuring that Junior Rugby continues to flourish. Thanks and appreciation must go to the many volunteers who devote an enormous amount of time and effort to ensuring the success of the various carnivals and tournaments and to the continued development of junior club rugby. Special mention must be made of the retirement of Tony Fisher as the chairman of Sydney Juniors. Tony has devoted many years to ensuring the viability and success of this junior union and also served on the committee of NSWJRU as president for 2016.

**KERRY BRADY**  
NSW Juniors Rugby Union



**"We have assisted with the creation of two new online courses – Assistant Referee Kids Rugby and VIVA7s Referee."**

# NSW Referees



## PERSONNEL CHANGES

2016 has been a year of transition. Robin Timmins OAM retired as referee assistant after 48 years of service to NSW Rugby Union (NSWRU) and Sydney Rugby Union, not to mention her time as a referee and office bearer with Eastwood District Rugby Union Referees Association. She can still be seen (and heard) on the sideline of Eastwood games cheering on her 'Woodies'. Robin was followed shortly thereafter by Ron Mancell moving on after 12 years in the referee manager role. He remains with NSWRU in a part-time role as the country referee development officer, providing a greater service to the country referee associations than was previously possible, particularly around development of referees and referee coaches. It was intended that a replacement referee manager be appointed with co-funding from ACT Rugby Union (ACTRU) and the Australian Rugby Union (ARU), as part of the national match official strategy. Unfortunately, the funding for that fell through late in the season. As a result, Michael Doyle, NSWRU manager – pathways and education, provided me with the insight required for fulfilling most of the manager's responsibilities in 2016. We welcomed Amy Perrett at the start of the season in a referee development role, where she has been particularly focused on female referee recruitment, development of a NSW sevens program, and assistance with the roll-out of education courses and continuing education. This is a 50 per cent ARU funded role, as she also spends much of her time refereeing on the international and national stage. Luke Rogan took over NSW Rugby Referees Association (NSWRRA) appointments from Robin Timmins at the end of February and has picked up some additional responsibilities, such as send-off report proof-checking. He also did all the Sydney Junior Rugby Union (SJRU) appointments for the last six weeks of their season after Scott Rogan moved on from that role.

## NEW SYSTEMS AND COURSES

The ARU implemented a new rugby learning centre (to replace the previous exam, course registration and accreditation systems) at the start of 2016. This system is a considerable improvement, but much time has been spent learning how to use it to best effect. At the same time, RugbyLink took over from MyRugby as the registration system. As well as assisting the ARU to roll these out, we have assisted with the creation of two new online courses – Assistant Referee Kids Rugby and Viva Sevens Referee. Work is underway to create a sevens variant of the refereeing kids rugby course so that this can be used to induct new sevens referees off the street. A Facebook group was created to share sevens clips at the end of 2016 and had great engagement from both NSW and interstate referees.

## DEVELOPMENT PROGRAMS

There were no major changes to development program structures or events in 2016, although these are being reviewed for 2017, particularly as the ARU high performance unit changes how it does things. Referee panels for state level seven events have

started to be formed (e.g. Central Coast sevens, Kiama sevens and the U15, U17 and U21 state sevens championships) beginning with a fitness and decision making test in the September/October period of the 48 adult and 23 junior referees who nominated to be involved.

NSWRU starts engaging with referees from around Year 10, with six young referees from Newcastle, Central Coast, Mid North Coast and Sydney attending the NSW PSSA Championships in August. Ron, Alex and Ian Mooney (from Sydney West Rugby Referees Association) provided intensive coaching over the three days, with these 15-17 year olds providing an exceptional service to the tournament. Ron also attended The Armidale School carnival in April, assisting to coach a number of up-and-coming junior referees from Sydney and Country. The ARU's School Student Scholarship (SSS) for Match Officials remains a big focus for the development and retention of referees in Year 12. Fourteen referees from across the state participated in 2016, officiating the U14 NSWJRU state championships and others. With almost all of these referees intending to continue in 2017, the future of the state is in great hands. Members of the various NSWRRRA development squads officiated the Junior Gold Cup (also NSW Country RURA), CHS trials and NSW schools U16 and opens trials/championships. Andrew Cox, James Quinn and Lincoln Stollery were invited to the national schoolboys championships, as ARU talent identified referees. James Quinn (referee) and Lauren Kelly (referee coach) attended the Dubai sevens tournament, with funding support from NSWRRRA and Newcastle and Hunter Rugby Union Rugby Association (NHRURA).

## CHALLENGES

With no jersey sponsor for 2016 funding remains an ongoing issue. Despite this, the referee budget was unchanged from 2015. We acknowledge the support of Gilbert, which again provided our referee kit and sponsor NSW Rugby Union. The ARU conducted a national survey of match officials at the end of 2016. The results provide good insights into the particular issues facing referees in different parts of the state. The issue of most concern to referees across NSW (and nationally) remains player/coach dissent and spectator abuse. The ARU will be implementing some of the NSWRU Respect Rugby initiatives in 2017, including codes of conduct for each role in the game and incorporating behavioural aspects into coach education and training. NSWRU will continue to work with clubs and zones to ensure that our game remains an inclusive and respectful one.

## ALEX RICHARDS

Referee Education Coordinator





# 2016 Financial Reports

## Consolidated Income Statement Summary

FOR THE YEAR ENDED 31 DECEMBER 2016

	2016	2015
Revenue	\$	\$
SPONSORSHIP REVENUE	4,456,064	4,270,063
CORPORATE HOSPITALITY SALES	401,136	1,054,432
MATCH DAY PROCEEDS (MEMBERSHIP & TICKETING)	3,787,835	4,782,295
STADIUM REBATES	2,757,946	2,534,631
MEMBERSHIP SUBSCRIPTIONS	269,655	295,308
LICENSING REVENUE	231,655	208,700
ARU FUNDING	8,256,385	5,415,773
NATIONAL PARTICIPATION FEES & COMMUNITY PROGRAMS	1,340,804	1,380,783
OTHER INCOME	620,749	905,906
FINANCE INCOME	84,810	99,307
<b>Total Revenue</b>	<b>22,207,039</b>	<b>20,947,198</b>
Expenditure		
AUDITOR REMUNERATION	39,046	48,741
DEPRECIATION	66,051	56,400
EMPLOYEE EXPENSES (STAFF)	3,890,834	3,555,469
LEGAL FEES	79,130	44,771
MARKETING COSTS	1,106,719	872,007
MATCH DAY EXPENDITURE	1,696,792	1,955,886
MEMBERSHIP SERVICING COSTS	512,852	298,347
OTHER OVERHEADS	391,729	448,358
PROPERTY CHARGES	1,091,920	1,145,089
SPONSORSHIP SERVICING COSTS	898,150	855,003
WARATAH TEAM COSTS (INCL PLAYER SALARIES)	7,273,966	7,338,068
COMMUNITY RUGBY	4,897,239	5,225,231
<b>Total Expenditure</b>	<b>21,944,428</b>	<b>21,843,370</b>
<b>Net profit / (loss) for the year</b>	<b>262,611</b>	<b>(896,172)</b>



# Consolidated Balance Sheet Summary

AS AT 31 DECEMBER 2016

Assets	2016 \$	2015 \$
<strong>CURRENT ASSETS</strong>		
CASH AND CASH EQUIVALENTS	8,410,566	3,210,949
TRADE AND OTHER RECEIVABLES	596,392	1,000,914
PREPAYMENTS	114,290	155,043
<strong>Total current assets</strong>	<strong>9,121,248</strong>	<strong>4,366,906</strong>
<strong>NON-CURRENT ASSETS</strong>		
PROPERTY, PLANT AND EQUIPMENT	393,901	788,739
<strong>Total non-current assets</strong>	<strong>393,901</strong>	<strong>788,739</strong>
<strong>Total assets</strong>	<strong>9,515,149</strong>	<strong>5,155,645</strong>
<strong>Liabilities</strong>		
<strong>CURRENT LIABILITIES</strong>		
TRADE AND OTHER PAYABLES	1,245,462	1,420,365
PROVISIONS – EMPLOYEE ENTITLEMENTS	693,210	658,807
DEFERRED REVENUE	3,314,009	1,989,842
<strong>Total current liabilities</strong>	<strong>5,252,681</strong>	<strong>4,069,014</strong>
<strong>NON-CURRENT LIABILITIES</strong>		
PROVISIONS – EMPLOYEE ENTITLEMENTS	64,798	233,572
DEFERRED REVENUE	3,082,000	-
<strong>Total non-current liabilities</strong>	<strong>3,146,798</strong>	<strong>233,572</strong>
<strong>Net assets</strong>	<strong>1,115,670</strong>	<strong>853,059</strong>
<strong>Equity</strong>		
ACCUMULATED SURPLUS / (LOSSES)	1,115,670	853,059
<strong>Total Equity</strong>	<strong>1,115,670</strong>	<strong>853,059</strong>

New South Wales Rugby Union Ltd  
ABN 70 000 222 711

Special purpose  
annual report  
for the year ended  
31 December 2016



## Contents

	Page
Directors' report	1
Auditor's Independence Declaration	3
Financial statements	4
Directors' declaration	19
Independent auditor's report to the members	20

## Directors' report

Your directors present their report on New South Wales Rugby Union Ltd for the year ended 31 December 2016.

### Directors

The directors of the Company at any time during or since the end of the financial year are:

Roger Davis (Chairman)  
Arthur Laundry  
Robert Millner (resigned on 31/12/2016)  
Kerry Chikarovski  
Barry Ruddy  
John Morrison  
John Gerrard (resigned on 31/12/2016)  
David Begg (appointed on 01/01/2017)  
John Ardron (appointed on 01/01/2017)

### Principal activities

The principal continuing activities of the Company during the course of the year ended 31 December 2016 were the organisation, development and promotion of the game of rugby union in the State of New South Wales.

### Limited by guarantee

The Company is a company limited by guarantee. In the event of the Company being wound up each member is liable to contribute to the debts of the Company incurred whilst they were a member or within one year from them ceasing to be a member, or for the purpose of adjusting the rights of the contributors amongst themselves, such amount as may be required not exceeding \$10.

### Likely developments and expected results of operations

Further information on likely developments in the operations of the Company and the expected results of operations have not been included in this financial report because the directors believe it would be likely to result in unreasonable prejudice to the Company.

### Insurance of officers

During the financial year the Company has paid premiums in respect of directors' and officers' liability for legal expenses and insurance contracts for the year ended 31 December 2016. Such insurance contracts insure against certain liability (subject to specific exclusions) persons who are or have been directors or executive officers of the Company.

The directors have not included details of the nature of the liabilities covered or the amount of the premiums paid in respect of the directors' and officers' liability and legal expenses insurance contracts, as such disclosure is prohibited under the terms of the contract.

### Proceedings on behalf of the company

No person has applied to the Court under section 237 of the *Corporations Act 2001* for leave to bring proceedings on behalf of the company, or to intervene in any proceedings to which the company is a party, for the purpose of taking responsibility on behalf of the company for all or part of those proceedings for the year ended 31 December 2016.

No proceedings have been brought or intervened in on behalf of the Company with leave of the Court under section 237 of the *Corporations Act 2001*.



**Auditor's independence declaration**

A copy of the auditor's independence declaration as required under section 307C of the *Corporations Act 2001* is set out on page 3.

**Auditor**

PwC continues in office in accordance with section 325 of the *Corporations Act 2001*.

This report is made in accordance with a resolution of directors.



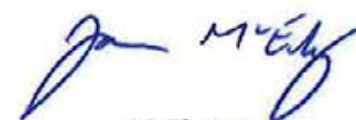
Roger Davis  
Director  
Sydney  
28 March 2017



**Auditor's Independence Declaration**

As lead auditor for the audit of New South Wales Rugby Union Ltd for the year ended 31 December 2016, I declare that to the best of my knowledge and belief, there have been:

- (a) no contraventions of the auditor independence requirements of the *Corporations Act 2001* in relation to the audit; and
- (b) no contraventions of any applicable code of professional conduct in relation to the audit.



James McElvogue  
Partner  
PricewaterhouseCoopers

Sydney  
28 March 2017

PricewaterhouseCoopers, ABN 52 780 433 757  
One International Towers Sydney, Watermans Quay, Barangaroo, GPO BOX 2650, SYDNEY NSW 2001  
T: +61 2 8266 0000, F: +61 2 8266 9999, [www.pwc.com.au](http://www.pwc.com.au)

Liability limited by a scheme approved under Professional Standards Legislation.



**New South Wales Rugby Union Ltd** ABN 70 000 222 711  
**Special purpose annual report – year ended 31 December 2016**

**Contents**

	Page
Financial statements	
Statement of comprehensive income	5
Balance sheet	6
Statement of changes in equity	7
Statement of cash flows	8
Notes to the financial statements	9
Directors' declaration	19
Independent auditor's report to the members	20

These financial statements cover New South Wales Rugby Union Ltd as an individual entity. The financial statements are presented in the Australian currency.

New South Wales Rugby Union Ltd is a company limited by guarantee, incorporated and domiciled in Australia. Its registered office and principal place of business is:

New South Wales Rugby Union Ltd  
 Volvo Centre  
 Allianz stadium  
 Driver Avenue  
 MOORE PARK NSW 2021

A description of the nature of the Company's operations and its principal activities is included in the directors' report on pages 1-2, which is not part of these financial statements.

The financial statements were authorised for issue by the directors on 28 March 2017. The company has the power to amend and reissue the financial statements.

**New South Wales Rugby Union Ltd**  
**Statement of comprehensive income**  
**For the year ended 31 December 2016**

	Notes	2016 \$	2015 \$
Revenue from continuing operations	3	6,357,266	6,222,647
<b>Expenses</b>	4		
Premiership Rugby		(659,778)	(703,051)
Community Rugby		(3,561,923)	(3,358,211)
Corporate		(1,828,650)	(2,316,805)
Finance costs	4	(20,025)	(20,714)
<b>Profit / (Loss) for the year</b>		<b>286,890</b>	<b>(176,134)</b>
Other comprehensive income for the year		-	-
<b>Total comprehensive income / (loss) for the year</b>		<b>286,890</b>	<b>(176,134)</b>
Income / (Loss) is attributable to:			
Owners of New South Wales Rugby Union Ltd		286,890	(176,134)
Total comprehensive income / (loss) for the year is attributable to:			
Owners of New South Wales Rugby Union Ltd		286,890	(176,134)

*The above statement of comprehensive income should be read in conjunction with the accompanying notes.*



New South Wales Rugby Union Ltd  
Balance sheet  
As at 31 December 2016

	Notes	2016 \$	2015 \$
<b>ASSETS</b>			
<b>Current assets</b>			
Cash and cash equivalents	5	2,216,463	1,031,575
Trade and other receivables	6	62,130	469,503
Related party receivables	7	-	205,282
<b>Total current assets</b>		<b>2,280,593</b>	<b>1,706,360</b>
<b>Non-current assets</b>			
Property, plant and equipment	8	253,500	606,140
Intangible assets	9	43,983	38,258
<b>Total non-current assets</b>		<b>297,483</b>	<b>644,398</b>
<b>Total assets</b>		<b>2,578,076</b>	<b>2,350,758</b>
<b>LIABILITIES</b>			
<b>Current liabilities</b>			
Trade and other payables	10	485,934	722,823
Deferred revenue	11	20,769	17,211
Provisions	12	109,869	202,083
Related party payables	13	247,972	-
<b>Total current liabilities</b>		<b>864,544</b>	<b>942,117</b>
<b>Non-current liabilities</b>			
Provisions	14	392,007	374,006
<b>Total non-current liabilities</b>		<b>392,007</b>	<b>374,006</b>
<b>Total liabilities</b>		<b>1,256,551</b>	<b>1,316,123</b>
<b>Net assets</b>		<b>1,321,525</b>	<b>1,034,635</b>
<b>EQUITY</b>			
Accumulated surplus	15	1,321,525	1,034,635
<b>Total equity</b>		<b>1,321,525</b>	<b>1,034,635</b>

The above balance sheet should be read in conjunction with the accompanying notes.

New South Wales Rugby Union Ltd  
Statement of changes in equity  
For the year ended 31 December 2016

	Accumulated surplus \$	Total equity \$
<b>Balance at 1 January 2015</b>	<b>1,210,769</b>	<b>1,210,769</b>
Profit / (loss) for the year	(176,134)	(176,134)
Other comprehensive income / (loss)	-	-
<b>Total comprehensive income / (loss) for the year</b>	<b>(176,134)</b>	<b>(176,134)</b>
<b>Balance at 31 December 2015</b>	<b>1,034,635</b>	<b>1,034,635</b>
<b>Balance at 1 January 2016</b>	<b>1,034,635</b>	<b>1,035,635</b>
Profit / (loss) for the year	286,890	286,890
Other comprehensive income / (loss)	-	-
<b>Total comprehensive income / (loss) for the year</b>	<b>286,890</b>	<b>286,890</b>
<b>Balance at 31 December 2016</b>	<b>1,321,525</b>	<b>1,321,525</b>

The above statement of changes in equity should be read in conjunction with the accompanying notes.



New South Wales Rugby Union Ltd  
Statement of cash flows  
For the year ended 31 December 2016

	Notes	2016 \$	2015 \$
<b>Cash flows from operating activities</b>			
Cash receipts from matches, supporters, sponsors, members, (inclusive of GST)		7,853,619	7,293,494
Cash payments to suppliers and employees (inclusive of GST)		(6,653,278)	(6,230,669)
		1,200,341	1,062,825
Finance income received		4,283	138
Finance costs paid		(2,025)	(2,689)
<b>Net cash inflow / (outflow) from operating activities</b>	19	<b>1,202,599</b>	<b>1,060,274</b>
<b>Cash flows from investing activities</b>			
Payments for property, plant and equipment and intangibles		(15,711)	(38,633)
<b>Net cash inflow / (outflow) from investing activities</b>		<b>(15,711)</b>	<b>(38,633)</b>
<b>Cash flows from financing activities</b>			
Repayment of lease liability		-	-
<b>Net cash inflow / (outflow) from financing activities</b>		<b>-</b>	<b>-</b>
<b>Net increase / (decrease) in cash and cash equivalents</b>		<b>1,186,888</b>	<b>1,021,641</b>
Cash and cash equivalents at the beginning of the financial year		1,031,575	9,934
<b>Cash and cash equivalents at end of year</b>	5	<b>2,218,463</b>	<b>1,031,575</b>

The above statement of cash flows should be read in conjunction with the accompanying notes.

**Notes to the financial statements**

Note		Page
1	Summary of significant accounting policies	10
2	Critical accounting estimates and judgements	13
3	Revenue	13
4	Expenses	14
5	Current assets - Cash and cash equivalents	14
6	Current assets - Trade receivables	14
7	Current assets - Related Party receivables	14
8	Non-current assets - Property, plant & equipment	15
9	Non-current assets - Intangible Assets	16
10	Current liabilities - Trade and other payables	16
11	Current liabilities - Deferred Revenue	16
12	Current liabilities - Provisions	16
13	Current liabilities - Related Party payables	17
14	Non-current liabilities - Provisions	17
15	Reserves and accumulated funds	17
16	Remuneration of auditors	17
17	Commitments	17
18	Related party transactions	18
19	Contingencies	18
20	Events occurring after the reporting period	18
21	Reconciliation of profit/(loss) to net cash inflow from operating activities	18

## 1 Summary of significant accounting policies

The principal accounting policies adopted in the preparation of the financial statements are set out below. These policies have been consistently applied to all the years presented, unless otherwise stated.

### (a) Basis of preparation

In the directors' opinion, the Company is not a reporting entity because there are no users dependent on general purpose financial statements.

This is a special purpose financial statement that has been prepared for the sole purpose of complying with the *Corporations Act 2001* requirements to prepare and distribute financial statements to the members and must not be used for any other purpose. The directors have determined that the accounting policies adopted are appropriate to meet the needs of the members.

The financial statements have been prepared in accordance with the recognition and measurement principles of Australian Accounting Standards and Interpretations issued by the Australian Accounting Standards Board and the *Corporations Act 2001*. It contains only those disclosures considered necessary by the directors to meet the needs of the members. New South Wales Rugby Union Ltd is a not-for-profit entity for the purpose of preparing the financial statements.

#### Historical cost convention

The financial statements have been prepared in accordance with the historical cost convention.

#### Critical accounting estimates

The preparation of financial statements requires the use of certain critical accounting estimates. It also requires management to exercise its judgement in the process of applying the company's accounting policies. The areas involving a higher degree of judgement or complexity, or areas where assumptions and estimates are significant to the financial statements, are disclosed in note 2.

The expenditure in the statement of comprehensive income has been classified to better present the functional nature of the Company's activities.

### (b) Revenue recognition

Revenue from match day tickets and grants is measured at fair value and taken to income in the period to which it relates.

Revenue from sponsorship is measured at fair value and recognised evenly on a monthly basis within the financial year to which it relates. Sponsorship advances are deferred until earned pursuant to the sponsorship agreement.

Interest income is recognised on a time proportion basis using the effective interest method.

### (c) Income tax

The Company is exempt from income tax in accordance with the provisions of section 23(g) of the *Income Tax Assessment Act*.

## 1 Summary of significant accounting policies (continued)

### (d) Leases

Leases of property, plant and equipment where the Company has substantially all the risks and rewards of ownership are classified as finance leases. Finance leases are capitalised at the lease's inception at the lower of the fair value of the leased property and the present value of the minimum lease payments. The corresponding rental obligations, net of finance charges, are included in other long-term payables. Each lease payment is allocated between the liability and finance cost. The finance cost is charged to the statement of comprehensive income over the lease period so as to produce a constant periodic rate of interest on the remaining balance of the liability for each period. The property, plant and equipment acquired under finance leases are depreciated over the shorter of the asset's useful life and the lease term.

Leases in which a significant portion of the risks and rewards of ownership are retained by the lessor are classified as operating leases. Payments made under operating leases (net of any incentives received from the lessor) are charged to the statement of comprehensive income on a straight-line basis over the period of the lease.

### (e) Property, plant and equipment

All property, plant and equipment are stated at historical cost less depreciation. Historical cost includes expenditure that is directly attributable to the acquisition of the items.

Depreciation is calculated using the straight line method to allocate its cost or revalued amounts, net of its residual values, over its estimated useful lives, as follows:

	Over the lease term (i)
- Leasehold improvements	5 years
- Office equipment	5 years
- Leased motor vehicles	10 years
- Plant and equipment	10 years
- Trademarks	10 years

(i) The cost of other leasehold improvements to or on leasehold properties is amortised over the unexpired period of the lease or the estimated useful life of the improvement to the Company, whichever is the shorter.

The assets' residual values and useful lives are reviewed, and adjusted if appropriate, at each reporting period.

### (f) Intangible assets

#### Trademarks, licences and website costs

Trademarks, licences and website costs have a finite useful life and are carried at cost less accumulated amortisation and impaired losses. Amortisation is calculated using the straight line method to allocate the cost of trademarks, licences and website costs over its estimated useful lives, which is 10 years.

### (g) Impairment of assets

Intangible assets that have an indefinite useful life are not subject to amortisation and are tested annually for impairment, or more frequently if events or changes in circumstances indicate that they might be impaired. Other assets are reviewed for impairment whenever events or changes in circumstances indicate that the carrying amount may not be recoverable. An impairment loss is recognised for the amount by which the asset's carrying amount exceeds its recoverable amount. Non-financial assets other than goodwill that suffered impairment are reviewed for possible reversal of the impairment at each reporting date.

### (h) Trade and other payables

These amounts represent liabilities for goods and services provided to the Company prior to the end of the financial year and which are unpaid. The amounts are unsecured.

### (i) Borrowings

Borrowings are initially recognised at fair value, net of transaction costs incurred.

Borrowings are classified as current liabilities unless the Company has an unconditional right to defer settlement of the liability for at least 12 months after the balance sheet date.



## 1 Summary of significant accounting policies (continued)

### (j) Borrowing costs

Borrowing costs incurred for the construction of any qualifying asset are capitalised during the period of time that is required to complete and prepare the asset for its intended use or sale. Other borrowing costs are expensed.

### (k) Provisions

Provisions for legal claims are recognised when: the Company has a present legal or constructive obligation as a result of past events; it is probable that an outflow of resources will be required to settle the obligation; and the amount has been reliably estimated. Provisions are not recognised for future operating losses.

Where there are a number of similar obligations, the likelihood that an outflow will be required in settlement is determined by considering the class of obligations as a whole. A provision is recognised even if the likelihood of an outflow with respect to any one item included in the same class of obligations may be small.

Provisions are measured at the present value of management's best estimate of the expenditure required to settle the present obligation at the balance sheet date. The discount rate used to determine the present value reflects current market assessments of the time value of money and the risks specific to the liability.

### (l) Employee benefits

#### (i) Wages and salaries, annual leave and sick leave

Liabilities for wages and salaries, including non-monetary benefits, annual leave and accumulating sick leave expected to be settled within 12 months of the reporting date are recognised in other payables in respect of employees' services up to the reporting date and are measured at the amounts expected to be paid when the liabilities are settled.

#### (ii) Long service leave

The liability for long service leave is recognised in the provision for employee benefits and measured as the present value of expected future payments to be made in respect of services provided by employees up to the reporting date using the projected unit credit method. Consideration is given to expected future wage and salary levels, experience of employee departures and periods of service. Expected future payments are discounted using market yields at the reporting date on corporate bond rates with terms to maturity and currency that match, as closely as possible, the estimated future cash outflows.

#### (iii) Retirement benefit obligations

All employees of the Company are entitled to benefits on retirement, disability or death from BT Lifetime Super Employer Plan or other nominated funds of those employees. The BT Lifetime Super Employer Plan is an accumulation fund, contributions being made by the Company at a rate of 9.5% (2015: 9.5%) (up to the maximum contribution base) of wages and salaries on behalf of the employees. The entities contributions are legally enforceable.

### (m) Cash and cash equivalents

For cash flow statement presentation purposes, cash and cash equivalents includes cash on hand, deposits held at call with financial institutions, other short-term, highly liquid investments with original maturities of three months or less that are readily convertible to known amounts of cash and which are subject to an insignificant risk of changes in value, and bank overdrafts. Bank overdrafts are shown within borrowings in current liabilities on the statement of financial position.

### (n) Trade receivables

Trade receivables are recognised initially at fair value and subsequently measured at amortised cost, less provision for doubtful debts. Trade receivables are due for settlement no more than 30 days from the date of recognition.

Collectability of trade receivables is reviewed on an ongoing basis. Debts which are known to be uncollectible are written off. A provision for doubtful receivables is established when there is objective evidence that the Company will not be able to collect all amounts due according to the original terms of receivables. The amount of the provision is the difference between the asset's carrying amount and the present value of estimated future cash flows, discounted at the original effective interest rate. The amount of the provision is recognised in the statement of comprehensive income.

## 1 Summary of significant accounting policies (continued)

### (o) Goods and services tax (GST)

Revenues, expenses and assets are recognised net of the amount of associated GST, unless the GST incurred is not recoverable from the taxation authority. In this case it is recognised as part of the cost of acquisition of the asset or as part of the expense.

Receivables and payables are stated inclusive of the amount of GST receivable or payable. The net amount of GST recoverable from, or payable to, the taxation authority is included with other receivables or payables in the statement of financial position.

Cash flows are presented on a gross basis. The GST components of cash flows arising from investing or financing activities which are recoverable from, or payable to the taxation authority, are presented as operating cash flow.

### (p) Deferred income

Income is deferred on the statement of financial position until it has been earned, at which point the deferred income is recognised as income.

### (q) Deferred expenditure

A significant portion of the Centre of Excellence expenditure relates to a contribution made by the Company to the SCG Trust for the construction and base fit out of the new premises. This base build contribution amount is being amortised over the life of the rental lease (10 years). The amortisation charge is classified within the rental expense.

### (r) New accounting standards and interpretations

Certain new accounting standards and UIG Interpretations have been published that are not mandatory for the 31 December 2016 reporting period. The directors assessment of the impact of these new standards is that they will not materially affect any of the amounts recognised in the financial statements or significantly impact the disclosures in relation to the company.

## 2 Critical accounting estimates and judgements

Estimates and judgements are continually evaluated and are based on historical experience and other factors, including expectations of future events that may have a financial impact on the Company and that are believed to be reasonable under the circumstances.

Management believes that there are no areas involving a higher degree of judgement or complexity, or where assumptions and estimates are significant to the financial statements.

## 3 Revenue

	2016 \$	2015 \$
<b>From continuing operations</b>		
Sponsorship	66,650	151,848
Match day proceeds - Premier rugby	172,814	152,505
NSW Waratahs Limited Licensing fee	1,100,000	1,143,582
Other grants	-	300,000
ARU Funding	2,219,187	1,309,524
National Participation Fees	880,984	885,631
Other Development Income	459,821	495,152
	<u>4,899,456</u>	<u>4,438,242</u>
<b>Other revenue</b>		
Rental income	1,173,137	1,173,550
Other income	280,390	610,717
Interest	4,283	138
	<u>6,357,266</u>	<u>6,222,647</u>

#### 4 Expenses

	2016 \$	2015 \$
Loss from continuing operations includes the following specific expenses:		
<i>Depreciation and amortisation</i>		
Buildings – Centre of excellence	337,328	357,775
Plant and equipment	19,933	1,801
Intangible Assets - Trademarks	5,366	3,454
Total depreciation and amortisation	362,627	363,030
<i>Finance costs</i>		
Interest and finance charges paid/payable	20,025	20,714
Total finance costs	20,025	20,714
<i>Rental expense relating to operating leases</i>		
Minimum lease payments	1,037,587	934,798
Total rental expense relating to operating leases	1,037,587	934,798
<i>Defined contribution superannuation expense</i>		
Total defined contribution superannuation expenses	151,349	129,594

#### 5 Current assets – Cash and cash equivalents

	2016 \$	2015 \$
Cash at bank and in hand	2,218,463	1,031,575
	2,218,463	1,031,575

#### 6 Current assets - Trade and other receivables

##### Current assets

	2016 \$	2015 \$
Trade receivables	58,664	357,974
Other assets	201	56,200
Prepayments	3,265	55,529
	62,130	469,703

##### (a) Other receivables

These amounts relate to sundry debtors and unused contra sponsorship.

#### 7 Related party Receivables

	2016 \$	2015 \$
Receivables from NSW Waratahs Limited	-	205,282
Total other receivables	-	205,282

#### 8 Non-current assets – Property, plant & equipment

	Centre of Excellence \$	Plant and equipment \$	Total \$
<b>Year ended 31 December 2015</b>			
Opening net book amount	941,001	3,879	944,880
Additions	15,441	5,395	20,836
Written down value of disposals	-	-	-
Depreciation and amortisation	(357,775)	(1,801)	(359,576)
Closing net book amount	598,667	7,473	606,140
<b>At 1 January 2016</b>			
Cost	3,788,158	1,067,638	4,855,796
Accumulated depreciation and amortisation	(3,189,491)	(1,060,165)	(4,249,656)
Net book amount	598,667	7,473	606,140
<b>Year ended 31 December 2016</b>			
Opening net book amount	598,667	7,473	606,140
Additions	-	4,620	4,620
Written down value of disposals	-	-	-
Depreciation and amortisation	(352,618)	(4,644)	(357,260)
Closing net book amount	246,051	7,449	253,500
<b>At 31 December 2016</b>			
Cost	3,748,652	988,294	4,736,946
Accumulated depreciation and amortisation	(3,502,601)	(980,845)	(4,483,446)
Net book amount	246,051	7,449	253,500



## 9 Non-current assets – Intangible assets

	Intangible Trademarks \$
<b>Year ended 31 December 2015</b>	
Opening net book amount	23,916
Additions	17,796
Written down value of disposals	-
Depreciation and amortisation	(3,454)
Closing net book amount	38,258
<b>At 1 January 2016</b>	
Cost	50,888
Accumulated depreciation and amortisation	(12,630)
Net book amount	38,258
<b>Year ended 31 December 2016</b>	
Opening net book amount	38,258
Additions	11,091
Written down value of disposals	-
Depreciation and amortisation	(5,366)
Closing net book amount	43,983
<b>At 31 December 2016</b>	
Cost	61,979
Accumulated depreciation and amortisation	(17,996)
Net book amount	43,983

## 10 Current liabilities – Trade and other payables

	2016 \$	2015 \$
Trade payables	191,483	483,921
Other payables	294,451	238,902
	<u>485,934</u>	<u>722,823</u>

## 11 Deferred revenue

	2016 \$	2015 \$
Donations received in advance	5,855	5,855
Other	14,914	11,356
	<u>20,769</u>	<u>17,211</u>

## 12 Current liabilities - Provisions

	2016 \$	2015 \$
Employee benefits	109,869	202,083
	<u>109,869</u>	<u>202,083</u>

## 13 Current Liabilities – Related Party Payables

	2016 \$	2015 \$
Payables from NSW Waratahs Limited	247,972	-
	<u>247,972</u>	<u>-</u>

## 14 Non-current liabilities – Provisions

	2016 \$	2015 \$
Make-good on rental premises	392,007	374,006
	<u>392,007</u>	<u>374,006</u>

## 15 Reserves and accumulated funds

	2016 \$	2015 \$
Opening accumulated surplus	1,034,635	1,210,769
Total comprehensive profit/(loss) for the year	286,890	(176,134)
Balance 31 December	<u>1,321,525</u>	<u>1,034,635</u>

## 16 Remuneration of auditors

During the year the following fees were paid or payable for services provided by the auditor of the Company:

	2016 \$	2015 \$
PwC Australia		
Audit of financial statements	11,000	10,000
PwC Australia		
Other assurance services	-	-
Total remuneration	<u>11,000</u>	<u>10,000</u>

## 17 Commitments

### Lease commitments

	2016 \$	2015 \$
Commitments for minimum lease payments in relation to non-cancellable operating leases are payable as follows:		
Within one year	1,035,611	934,798
Later than one year but not later than five years	4,200,688	3,683,272
Later than five years	1,084,301	1,897,713
Commitments not recognised in the financial statements	<u>6,320,600</u>	<u>6,515,783</u>

## 18 Related party transactions

### (a) Rugby Shared Services Pty Ltd

During 2009 the Company purchased a \$1 share in the entity Rugby Shared Services Pty Ltd "RSS", which constitutes a 50% shareholding. The primary purpose of Rugby Shared Services Pty Ltd was to facilitate and develop efficiencies across various rugby operations.

There have been no transactions between Rugby Shared Services Pty Ltd and New South Wales Rugby Union Ltd in 2016. The assets and liabilities of Rugby Shared Services Pty Ltd were not material as at 31 December 2016 and the Company's interests were therefore not consolidated in the Company's financial statements.

### (b) Australian Rugby Union Limited ("ARU")

The Company conducts numerous transactions with the ARU in the normal course of the administration of the game of Rugby Union in the State of New South Wales. Under an agreement with the ARU the annual grants to the Company were \$2,219,186.52 in the period to 31 December 2016 (2015: \$1,309,524.17).

### (c) NSW Waratahs Limited ("WL")

Total income from NSW Waratahs Limited was \$2,134,035 (2015: \$2,317,132). This total includes an annual licence fee of \$1,100,000 (2015: \$1,143,582) to New South Wales Rugby Union Ltd for granting them the license. The remaining balance relates to the recharge of overhead expenses incurred by New South Wales Rugby Union Ltd on behalf of NSW Waratahs Limited.

## 19 Contingencies

The entity had no contingent liabilities as at 31 December 2016 (2015: \$nil)

## 20 Events occurring after the reporting period

No matter or circumstances have occurred subsequent to year end that has significantly affected, or may significantly affect, the operations of the company, the results of those operations or the state of affairs of the company in subsequent financial years.

## 21 Reconciliation of profit/(loss) to net cash flow from operating activities

	2016 \$	2015 \$
Profit / (loss) for the year	286,890	(176,134)
Depreciation and amortisation	362,627	363,030
Non-cash interest accrued	-	18,025
Change in operating assets and liabilities		
Decrease / (increase) in receivables	612,655	448,583
Increase / (decrease) in creditors & other payables	14,642	294,704
Increase / (decrease) in provisions	(74,215)	112,066
Net cash inflow / (outflow) from operating activities	1,202,599	1,060,274

## Directors Declaration


As stated in Note 1(a) to the financial statements, in the directors' opinion, the Company is not a reporting entity because there are no users dependent on general purpose financial statements. These are a special purpose financial statements that have been prepared to meet *Corporations Act 2001* requirements.

The financial statements have been prepared in accordance with Accounting Standards and mandatory professional reporting requirements to the extent described in Note 1.

In the directors' opinion:

- (a) the financial statements and notes set out on pages 5 to 18 are in accordance with the *Corporations Act 2001*, including:
  - (i) complying with Accounting Standards and other mandatory professional reporting requirements as detailed above, and the *Corporations Regulations 2001*; and
  - (ii) giving a true and fair view of the Company's financial position as at 31 December 2016 and of its performance for the financial period ended on that date; and
- (b) there are reasonable grounds to believe that the Company will be able to pay its debts as and when they become due and payable.

This declaration is made in accordance with a resolution of the directors.



Roger Davis  
Director

Sydney  
28 March 2017



## Independent auditor's report

To the shareholders of New South Wales Rugby Union Ltd

### Our opinion

In our opinion:

The accompanying financial report of New South Wales Rugby Union Ltd (the Company) is in accordance with the *Corporations Act 2001*, including:

- (a) giving a true and fair view of the Company's financial position as at 31 December 2016 and of its financial performance for the year then ended
- (b) complying with Australian Accounting Standards to the extent described in Note 1 and the *Corporations Regulations 2001*.

### What we have audited

The financial report comprises:

- the balance sheet as at 31 December 2016
- the statement of comprehensive income for the year then ended
- the statement of changes in equity for the year then ended
- the statement of cash flows for the year then ended
- the notes to the financial statements, which include a summary of significant accounting policies
- the directors' declaration.

### Basis for opinion

We conducted our audit in accordance with Australian Auditing Standards. Our responsibilities under those standards are further described in the *Auditor's responsibilities for the audit of the financial report* section of our report.

We believe that the audit evidence we have obtained is sufficient and appropriate to provide a basis for our opinion.

### Independence

We are independent of the Company in accordance with the auditor independence requirements of the *Corporations Act 2001* and the ethical requirements of the Accounting Professional and Ethical Standards Board's APES 110 *Code of Ethics for Professional Accountants* (the Code) that are relevant to our audit of the financial report in Australia. We have also fulfilled our other ethical responsibilities in accordance with the Code.

PricewaterhouseCoopers, ABN 52 780 433 757  
One International Towers Sydney, Watermans Quay, Barangaroo, GPO BOX 2650, SYDNEY NSW 2001  
T: +61 2 8266 0000, F: +61 2 8266 9999, [www.pwc.com.au](http://www.pwc.com.au)

Liability limited by a scheme approved under Professional Standards Legislation.

### Emphasis of matter - basis of accounting

We draw attention to Note 1 to the financial report, which describes the basis of accounting. The financial report has been prepared for the purpose of fulfilling the directors' financial reporting responsibilities under the *Corporations Act 2001*. As a result, the financial report may not be suitable for another purpose. Our opinion is not modified in respect of this matter.

### Other Information

The directors are responsible for the other information. The other information obtained at the date of this auditor's report comprises the Directors' report included in the annual report, but does not include the financial report and our auditor's report thereon.

Our opinion on the financial report does not cover the other information and accordingly we do not express any form of assurance conclusion thereon.

In connection with our audit of the financial report, our responsibility is to read the other information identified above and, in doing so, consider whether the other information is materially inconsistent with the financial report or our knowledge obtained in the audit, or otherwise appears to be materially misstated.

If, based on the work we have performed on the other information obtained prior to the date of this auditor's report, we conclude that there is a material misstatement of this other information, we are required to report that fact. We have nothing to report in this regard.

### Responsibilities of the directors for the financial report

The directors of the Company are responsible for the preparation of the financial report that gives a true and fair view and have determined that the basis of preparation described in Note 1 to the financial report is appropriate to meet the requirements of the *Corporations Act 2001* and is appropriate to meet the needs of the members. The directors' responsibility also includes such internal control as the directors determine is necessary to enable the preparation of the financial report that gives a true and fair view and is free from material misstatement, whether due to fraud or error.

In preparing the financial report, the directors are responsible for assessing the ability of the Company to continue as a going concern, disclosing, as applicable, matters related to going concern and using the going concern basis of accounting unless the directors either intend to liquidate the Company or to cease operations, or have no realistic alternative but to do so.



### *Auditor's responsibilities for the audit of the financial report*

Our objectives are to obtain reasonable assurance about whether the financial report as a whole is free from material misstatement, whether due to fraud or error, and to issue an auditor's report that includes our opinion. Reasonable assurance is a high level of assurance, but is not a guarantee that an audit conducted in accordance with the Australian Auditing Standards will always detect a material misstatement when it exists. Misstatements can arise from fraud or error and are considered material if, individually or in the aggregate, they could reasonably be expected to influence the economic decisions of users taken on the basis of the financial report.

A further description of our responsibilities for the audit of the financial report is located at the Auditing and Assurance Standards Board website at: [http://www.auasb.gov.au/auditors\\_files/ar3.pdf](http://www.auasb.gov.au/auditors_files/ar3.pdf). This description forms part of our auditor's report.

### *Matters relating to the electronic presentation of the audited financial report*

This auditor's report relates to the financial report of New South Wales Rugby Union Ltd for the year ended 31 December 2016 included on New South Wales Rugby Union Ltd's web site. The directors of the Company are responsible for the integrity of New South Wales Rugby Union Ltd's web site. We have not been engaged to report on the integrity of this web site. The auditor's report refers only to the financial report named above. It does not provide an opinion on any other information which may have been hyperlinked to/from the financial report. If users of this report are concerned with the inherent risks arising from electronic data communications they are advised to refer to the hard copy of the audited financial report to confirm the information included in the audited financial report presented on this web site.

PricewaterhouseCoopers

James McElvogue  
Partner

Sydney  
28 March 2017

## **NSW Waratahs Limited**

**ABN: 99 141 002 904**

### **Special Purpose Consolidated Financial Report**

**31 December 2016**

These financial statements are the consolidated financial statements of the consolidated entity consisting of NSW Waratahs Limited and its subsidiaries. The financial statements are presented in the Australian currency.

NSW Waratahs Limited is a company limited by guarantee, incorporated and domiciled in Australia. NSW Waratahs Limited was incorporated on 17 December 2009. Its registered office and principal place of business is:

Volvo Centre  
Allianz Stadium  
Driver Avenue  
Moore Park  
NSW 2021

A description of the nature of the Company's operations and its principal activities is included in the directors' report on pages 1-2, which is not part of these financial statements.

The financial statements were authorised for issue by the directors on 28 March 2017. The Company has the power to amend and reissue the financial statements.



# NSW Waratahs Limited

## Special Purpose Consolidated Financial Report

For the year ended 31 December 2016

### Contents

Directors' Report	1
Auditor's Independence Declaration	3
Consolidated Statement of Comprehensive Income	4
Consolidated Balance Sheet	5
Consolidated Statement of Changes in Equity	6
Consolidated Statement of Cash Flows	7
Directors' Declaration	20
Independent Auditor's Report to the members of NSW Waratahs Limited	21

# NSW Waratahs Limited

## Directors' Report

For the year ended 31 December 2016

Your directors present their report on the consolidated entity (referred to hereafter as the Company) consisting of NSW Waratahs Limited and the entities it controlled for the year ended 31 December 2016.

### 1. Directors

The directors of the Company at any time during or since the end of the financial year are:

Roger Davis (Chairman)  
Ross Alan Grant  
Paul Timmins  
Kerry Chikarovski  
David Terry Giffin (appointed on 27/01/2016)  
David Dennis (appointed on 27/01/2016, resigned on 15/09/2016)

### 2. Principal activities

The principal continuing activities of the Company during the course of the year ended 31 December 2016 were the business operations and management of a professional rugby union team. There were no significant changes in the nature of the activities of the Company during the year.

### 3. Review of operations

The operating loss for the year ending 31 December 2016 for the Company amounted to \$24,280 (2015: \$720,037 loss).

### 4. Significant changes in state of affairs

There were no significant changes in the state of affairs of the Company during the financial year.

### 5. Limited by guarantee

The Company is a company limited by guarantee. In the event of the Company being wound up each member is liable to contribute to the debts of the Company incurred whilst they were a member or within one year from them ceasing to be a member, or for the purpose of adjusting the rights of the contributors amongst themselves, such amount as may be required not exceeding \$10.

### 6. Proceedings on behalf of the Company

No person has applied to the Court under section 237 of the *Corporations Act 2001* for leave to bring proceedings on behalf of the company, or to intervene in any proceedings to which the company is a party, for the purpose of taking responsibility on behalf of the company for all or part of those proceedings.

No proceedings have been brought or intervened in on behalf of the Company with leave of the Court under section 237 of the *Corporations Act 2001*.

### 7. Matters subsequent to the end of the financial year

There has not arisen in the interval between the end of the financial year and the date of this report any item, transaction or event of a material and unusual nature likely, in the opinion of the directors of the Company, to affect significantly the operations of the Company, the results of those operations, or the state of affairs of the Company, in future financial years.

## NSW Waratahs Limited

### Directors' Report

For the year ended 31 December 2016

#### 8. Likely developments

The Company will continue to pursue its strategic plans, develop its business base and ensure the strengthening of its business share resulting in continued profitability.

Further information about likely developments in the operations of the Company and the expected results of those operations in future financial years has not been included in this report because disclosure of the information would be likely to result in unreasonable prejudice to the Company.

#### 9. Indemnification and insurance of officers and auditors

##### Indemnification

Since the end of the previous financial year, the Company has not indemnified or made a relevant agreement for indemnifying against a liability any person who is or has been an officer or auditor of the Company.

##### Insurance premiums

During the financial year the Company has paid premiums in respect of directors' and officers' liability for legal expenses and insurance contracts for the year ended 31 December 2016. Such insurance contracts insure against certain liability (subject to specific exclusions) persons who are or have been directors or executive officers of the Company.

The directors have not included details of the nature of the liabilities covered or the amount of the premiums paid in respect of the directors' and officers' liability and legal expenses insurance contracts, as such disclosure is prohibited under the terms of the contract.

#### 10. Auditor's independence declaration

A copy of the auditor's independence declaration as required under section 307C of the *Corporations Act 2001* is set out on page 3.

#### 11. Auditor

PwC continues in office in accordance with section 325 of the *Corporations Act 2001*.

This report is made in accordance with a resolution of directors.



Roger Davis  
Director  
Sydney  
28 March 2017



### Auditor's Independence Declaration

As lead auditor for the audit of NSW Waratahs Limited for the year ended 31 December 2016, I declare that to the best of my knowledge and belief, there have been:

- (a) no contraventions of the auditor independence requirements of the *Corporations Act 2001* in relation to the audit; and
- (b) no contraventions of any applicable code of professional conduct in relation to the audit.

This declaration is in respect of NSW Waratahs Limited and the entities it controlled during the period.



James McElvogue  
Partner  
PricewaterhouseCoopers

Sydney  
28 March 2017

PricewaterhouseCoopers, ABN 52 780 433 757  
One International Towers Sydney, Watermans Quay, Barangaroo, GPO BOX 2650, SYDNEY NSW 2001  
T: +61 2 8266 0000, F: +61 2 8266 9999, [www.pwc.com.au](http://www.pwc.com.au)

Liability limited by a scheme approved under Professional Standards Legislation.



**NSW Waratahs Limited**
**Consolidated Statement of Comprehensive Income**
**For the year ended 31 December 2016**

	Note	2016 \$	2015 \$
<b>Revenue from continuing operations</b>	3	17,702,027	16,947,323
Other income		340,356	295,192
Professional rugby expenses		(14,665,183)	(14,207,743)
Corporate expenses		(2,369,977)	(2,691,063)
New South Wales Rugby Union Ltd Licence fee and other Grants	15	(1,100,000)	(1,144,189)
<b>Results from operating activities</b>		<b>(92,777)</b>	<b>(800,480)</b>
Finance income		80,527	99,169
Finance expense		(12,030)	(18,726)
<b>Net finance income</b>	5	<b>68,497</b>	<b>80,443</b>
<b>Net profit / (loss) for the year</b>		<b>(24,280)</b>	<b>(720,037)</b>
Other comprehensive income for the year		-	-
<b>Total Comprehensive Income/(Loss) for the year</b>		<b>(24,280)</b>	<b>(720,037)</b>
(Loss)/Profit is attributable to:			
Owners of NSW Waratahs Limited		(24,280)	(720,037)
Total comprehensive income / (loss) for the year is attributable to:			
Owners of NSW Waratahs Limited		(24,280)	(720,037)

The above consolidated statement of comprehensive income should be read in conjunction with the accompanying notes.

**NSW Waratahs Limited**
**Consolidated Balance Sheet**
**As at 31 December 2016**

	Note	2016 \$	2015 \$
<b>ASSETS</b>			
<b>Current assets</b>			
Cash and cash equivalents	6	6,192,303	2,179,574
Trade and other receivables	7	785,300	586,739
Prepayments		111,025	99,515
<b>Total current assets</b>		<b>7,088,628</b>	<b>2,865,828</b>
<b>Non-Current assets</b>			
Property, plant and equipment	8	96,418	144,342
<b>Total non-current assets</b>		<b>96,418</b>	<b>144,342</b>
<b>Total assets</b>		<b>7,185,046</b>	<b>3,010,170</b>
<b>LIABILITIES</b>			
<b>Current liabilities</b>			
Trade and other payables	9	759,529	902,825
Provisions – Employee Entitlements	13	191,335	82,718
Deferred revenue	10	3,293,240	1,972,631
<b>Total current liabilities</b>		<b>4,244,104</b>	<b>2,958,174</b>
<b>Non-Current liabilities</b>			
Provisions – Employee Entitlements	13	64,798	233,572
Deferred revenue	10	3,082,000	-
<b>Total non-current liabilities</b>		<b>3,146,798</b>	<b>233,572</b>
<b>Total liabilities</b>		<b>7,390,902</b>	<b>3,191,746</b>
<b>Net assets</b>		<b>(205,856)</b>	<b>(181,576)</b>
<b>EQUITY</b>			
Accumulated surplus / (losses)	14	(205,856)	(181,576)
<b>Total Equity</b>		<b>(205,856)</b>	<b>(181,576)</b>

The above consolidated balance sheet should be read in conjunction with the accompanying notes.

NSW Waratahs Limited

Consolidated Statement of Changes in Equity

For the year ended 31 December 2016

	Note	Accumulated surplus / (losses) \$	Total equity \$
Balance at 1 January 2015		538,461	538,461
Profit / (loss) for the year		(720,037)	(720,037)
Total comprehensive income / (loss) for the year		(720,037)	(720,037)
Balance at 31 December 2015	14	(181,576)	(181,576)
Balance at 1 January 2016		(181,576)	(181,576)
Profit / (loss) for the year		(24,280)	(24,280)
Total comprehensive income / (loss) for the year		(24,280)	(24,280)
Balance at 31 December 2016	14	(205,856)	(205,856)

The above consolidated statement of changes in equity should be read in conjunction with the accompanying notes.

NSW Waratahs Limited

Consolidated Statement of Cash Flows

For the year ended 31 December 2016

	Note	2016 \$	2015 \$
<b>Cash flows from operating activities</b>			
Cash receipts from customers		24,287,133	17,077,177
Cash paid to suppliers and employees		(20,324,774)	(19,920,126)
		3,962,359	(2,842,949)
Interest received		80,527	99,169
Finance costs (paid)		(12,030)	(18,726)
<b>Net cash inflow / (outflow) from operating activities</b>	16	4,030,856	(2,762,506)
<b>Cash flows from investing activities</b>			
Acquisition of property, plant and equipment		(18,127)	(66,485)
<b>Net cash inflow / (outflow) from investing activities</b>		(18,127)	(66,485)
<b>Cash flows from financing activities</b>			
<b>Net cash inflow / (outflow) financing activities</b>		-	-
Net increase / (decrease) in cash and cash equivalents		4,012,729	(2,828,991)
Cash and cash equivalents at the beginning of the year		2,179,574	5,008,565
<b>Cash and cash equivalents at the end of the year</b>	6	6,192,303	2,179,574

The above consolidated statement of cash flows should be read in conjunction with the accompanying notes.



**1. Basis of preparation**

**(a) Statement of compliance**

In the directors' opinion, the Company is not a reporting entity because there are no users dependent on general purpose consolidated financial statements.

These are special purpose consolidated financial statements that have been prepared for the sole purpose of complying with the *Corporations Act 2001* requirements to prepare and distribute consolidated financial statements to the members and must not be used for any other purpose. The directors have determined that the accounting policies adopted are appropriate to meet the needs of the members.

The consolidated financial statements have been prepared in accordance with the recognition and measurement principles of Australian Accounting Standards and Interpretations issued by the Australian Accounting Standards Board and the *Corporations Act 2001*. It contains only those disclosures considered necessary by the directors to meet the needs of the members. NSW Waratahs Limited is a not-for-profit entity for the purpose of preparing the consolidated financial statements.

The Company is a company limited by guarantee, incorporated and domiciled in Australia. The address of the Company's registered office and principal place of business is Volvo Centre, Allianz Stadium, Driver Avenue, Moore Park, NSW 2021.

The consolidated financial statements of NSW Waratahs Limited ("the company") for the year ended 31 December 2016 were authorised for issue in accordance with a resolution of the directors on 28 March 2017 and cover NSW Waratahs Limited as a consolidated entity as required by the *Corporations Act 2001*.

NSW Waratahs Limited is the parent and ultimate parent entity of the group.

**(b) Basis of measurement**

The consolidated financial statements have been prepared in accordance with the historical cost convention. The concept of accruals accounting has been adopted in the preparation of the consolidated financial statements. The accounting policies have been consistently applied to all years presented, unless otherwise stated.

**(c) Principles of consolidation**

The consolidated financial statements incorporate the assets and liabilities of all subsidiaries of NSW Waratahs Limited ("company" or "parent entity") as at 31 December 2016 and the results of all subsidiaries for the year then ended. NSW Waratahs Limited and its subsidiaries together are referred to in these consolidated financial statements as the Company or the consolidated entity.

Subsidiaries are all entities (including special purpose entities) over which the Company has the power to govern the financial and operating policies, generally accompanying a shareholding of more than one-half of the voting rights. The existence and effect of potential voting rights that are currently exercisable or convertible are considered when assessing whether the Company controls another entity.

Subsidiaries are fully consolidated from the date on which control is transferred to the Company. They are de-consolidated from the date that control ceases. The acquisition method of accounting is used to account for business combinations by the Company.

**1. Basis of preparation (continued)**

**(c) Principles of consolidation**

Intercompany transactions, balances and unrealised gains on transactions between Group companies are eliminated. Unrealised losses are also eliminated unless the transaction provides evidence of the impairment of the asset transferred. Accounting policies of subsidiaries have been changed where necessary to ensure consistency with the policies adopted by the Company.

**(d) Functional and presentation currency**

These financial statements are presented in Australian dollars, which is the Company's functional currency.

**(e) Use of estimates and judgements**

The preparation of financial statements requires management to make judgements, estimates and assumptions that affect the application of accounting policies and the reported amounts of assets, liabilities, income and expenses. Actual results may differ from these estimates.

The estimates and associated assumptions are based on historical experience and various other factors that are believed to be reasonable under the circumstances, the results of which form the basis of making the judgements about carrying values of assets and liabilities that are not readily apparent from other sources.

Estimates and underlying assumptions are reviewed on an ongoing basis. Revisions to accounting estimates are recognised in the period in which the estimate is revised and in any future periods affected.

Management believes that there are no areas involving a higher degree of judgement or complexity, or where assumptions and estimates are significant to the financial statements.

**(f) Going concern**

As at 31 December 2016, the Company has a deficiency of capital and reserves of \$205,856 (2015: deficiency of \$181,576), and a working capital surplus of \$2,952,386 (2015: deficiency of \$92,346). The Company has also experienced operating losses of \$24,280 and positive cash flows of \$4,030,856 during the financial year ending on that date. We note the total current liabilities of the company includes \$3,293,240 of deferred revenue, which will be recognised as revenue in the 2017 financial year.

Furthermore New South Wales Rugby Union Ltd ("parent entity") has provided a letter of support to the directors of NSW Waratahs Limited ("the company"), of its present intention to provide financial support in order to enable the company to meet its liabilities as they fall due and to carry on its business without any significant restriction of operations for at least 12 months from the date of signing these financial statements.

As a result of these matters, the directors believe that the Company will be successful in meeting its debts and commitments as they fall due and, accordingly, have prepared the financial report on a going concern basis.

**2. Significant accounting policies**

The principal accounting policies adopted in the preparation of the consolidated financial statements are set out below. These policies have been consistently applied to all the years presented, unless otherwise stated

**(a) Cash and cash equivalents**

For cash flow statement presentation purposes, cash and cash equivalents includes cash on hand, deposits held at call with financial institutions, other short-term, highly liquid investments with original maturities of three months or less that are readily convertible to known amounts of cash and which are subject to an insignificant risk of changes in value, and bank overdrafts. Bank overdrafts are shown within borrowings in current liabilities on the statement of financial position.

**(b) Trade receivables**

Trade receivables are recognised at original invoice amount and do not bear interest. Trade receivables are due for settlement no more than 30 days from the date of recognition.

Collectability of trade receivables is reviewed on an ongoing basis. Debts which are known to be uncollectible are written off. A provision for doubtful receivables is established when there is objective evidence that the Company will not be able to collect all amounts due according to the original terms of receivables. The amount of the provision is the difference between the asset's carrying amount and the present value of estimated future cash flows, discounted at the original effective interest rate. The amount of the provision is recognised in the statement of comprehensive income.

**(c) Property, plant and equipment****(i) Recognition and measurement**

Items of property, plant and equipment are measured at cost less accumulated depreciation and accumulated impairment losses except for owner occupied office building.

When parts of an item of property, plant and equipment have different useful lives, they are accounted for as separate items of property, plant and equipment.

Gains and losses on disposal of an item of property, plant and equipment are determined by comparing the proceeds from disposal with the carrying amount of property, plant and equipment and are recognised net within "other income" in profit or loss.

**(ii) Depreciation**

Depreciation is recognised in profit or loss on a straight-line basis over the estimated useful lives of each part of an item of property, plant and equipment. Land is not depreciated. The estimated useful lives for the Company are:

- Team and office equipment 4 years
- Motor vehicles 5 years
- Computer and IT equipment 3-4 years

Depreciation methods, useful lives and residual values are reviewed at each reporting period.

**2. Significant accounting policies (continued)****(d) Impairment of assets**

At each reporting period the entity assesses whether there is any indication that individual assets are impaired. Where impairment indicators exist, recoverable amount is determined and impairment losses are recognised in the statement of comprehensive income where the asset's carrying value exceeds its recoverable amount. Recoverable amount is the higher of an asset's fair value less costs to sell and value in use. For the purpose of assessing value in use, the estimated future cash flows are discounted to their present value using a pre-tax discount rate that reflects current market assessments of the time value of money and the risks specific to the asset.

Where it is not possible to estimate recoverable amount for an individual asset, recoverable amount is determined for the cash-generating unit to which the asset belongs.

**(e) Employee benefits****(i) Defined contribution plans**

A defined contribution plan is a post-employment benefit plan under which an entity pays fixed contributions into a separate entity and will have no legal or constructive obligation to pay further amounts. Obligations for contributions to defined contribution plans are recognised as a personnel expense in profit or loss when they are due.

**(ii) Other long-term employee benefits**

The Company's net obligation in respect of long-term employee benefits is the amount of future benefit that employees have earned in return for their service in the current and prior periods plus related on costs.

**(iii) Short-term benefits**

Liabilities for employee benefits for wages, salaries, annual leave and sick leave represent present obligations resulting from employees' services provided to reporting date and are calculated at undiscounted amounts based on remuneration wage and salary rates that the Company expects to pay as at reporting date including related oncost, such as workers compensation insurance and payroll tax.

**(f) Provisions**

A provision is recognised if, as a result of a past event, the Company has a present legal or constructive obligation that can be estimated reliably, and it is probable that an outflow of economic benefits will be required to settle the obligation. Provisions are determined by discounting the expected future cash flows at a pre-tax rate that reflects current market assessments of the time value of money and the risks specific to the liability.

**(g) Revenue****(i) Memberships, match day tickets and grants**

Revenue from memberships, match day tickets and grants is measured at fair value and taken to income in the period to which it relates.



2. Significant accounting policies (continued)

(g) Revenue (continued)

(ii) Stadium Revenue

Incentives received from host stadiums for matches played are measured at fair value and taken to income in the period in which it relates.

(iii) Sponsorships

Revenue from sponsorship is measured at fair value and recognised evenly on a monthly basis within the financial year to which it relates. Sponsorship advances are deferred until earned pursuant to the sponsorship agreement.

(iv) Interest income

Interest income is recognised in the profit or loss as it accrues using the effective interest method.

(h) Finance income

Finance income comprises interest income on funds invested (included available-for-sale financial assets) and gains on the disposal of available-for-sale financial assets. Interest income is recognised as it accrues in profit or loss, using the effective interest method.

(i) Income tax

The company is exempt from income tax in accordance with the provisions of section 23(g) of the *Income Tax Assessment Act*.

(j) Parent entity financial information

The financial information for the parent entity, NSW Waratahs Limited, disclosed in note 12 has been prepared on the same basis as the consolidated financial statements, except as set out below:

(i) Investments in subsidiaries

Investments in subsidiaries are accounted for at cost in the financial statements of NSW Waratahs Limited. Dividends received from associates are recognised in the parent entity's profit or loss, rather than being deducted from the carrying amount of these investments.

(ii) Financial guarantees

Where the parent entity has provided financial guarantees in relation to loans and payables of subsidiaries for no compensation, the fair values of these guarantees are accounted for as contributions and recognised as part of the cost of the investment.

2. Significant accounting policies (continued)

(k) Goods and services tax

Revenue, expenses and assets are recognised net of the amount of goods and services tax (GST), except where the amount of GST incurred is not recoverable from the taxation authority. In these circumstances, the GST is recognised as part of the cost of acquisition of the asset or as part of the expense.

Receivables and payables are stated with the amount of GST included. The net amount of GST recoverable from, or payable to, the ATO is included as a current asset or liability in the balance sheet.

Cash flows are included in the statement of cash flows on a gross basis. The GST components of cash flows arising from investing and financing activities which are recoverable from, or payable to, the ATO are classified as operating cash flows.

(k) Deferred revenue

Income is deferred on the balance sheet until it has been earned, at which point the deferred income is recognised as income.

(l) New accounting standards and interpretations

Certain new accounting standards and UIG Interpretations have been published that are not mandatory for the 31 December 2016 reporting period. The directors' assessment of the impact of these new standards is that they will not materially affect any of the amounts recognised in the financial statements or significantly impact the disclosures in relation to the company.

(m) Critical accounting estimates and judgements

Estimates and judgements are continually evaluated and are based on historical experience and other factors, including expectations of future events that may have a financial impact on the Company and that are believed to be reasonable under the circumstances.

Management believes that there are no areas involving a higher degree of judgement or complexity, or where assumptions and estimates are significant to the financial statements.

NSW Waratahs Limited

Notes to the Consolidated Financial Statements

For the year ended 31 December 2016

3. Revenue

	2016 \$	2015 \$
From continuing operations		
Sponsorship income	4,389,414	4,118,214
Corporate hospitality	401,136	1,048,440
Matchday membership and ticketing proceeds	3,615,022	4,635,781
Stadium rebates	2,757,946	2,534,631
Membership subscriptions	269,655	295,308
Licensing revenue	231,655	208,700
ARU funding	6,037,199	4,106,249
<b>Total revenue from continuing operations</b>	<b>17,702,027</b>	<b>16,947,323</b>

4. Expenses

	2016 \$	2015 \$
Auditor remuneration	39,046	48,741
Depreciation	66,051	56,400
Employee expenses	3,890,834	3,555,469
Legal fees	79,130	44,771
Marketing costs	1,106,719	872,007
Match day expenditure	1,696,792	1,955,886
Membership servicing costs	512,852	298,347
NSWRU Licence fee	1,100,000	1,144,189
Overheads – other	391,731	729,025
Property charges	1,091,920	1,145,089
Sponsorship servicing costs	898,150	855,003
Waratahs team costs	7,273,966	7,338,068
<b>Total expenses</b>	<b>18,147,191</b>	<b>18,042,995</b>

5. Finance income and expense

	2016 \$	2015 \$
Finance income	80,527	99,169
Finance charges	(12,030)	(18,726)
<b>Net finance income</b>	<b>68,497</b>	<b>80,443</b>

NSW Waratahs Limited

Notes to the Consolidated Financial Statements

For the year ended 31 December 2016

6. Cash and cash equivalents

	2016 \$	2015 \$
Bank and cash balances	823,551	681,402
Term deposits	5,368,752	1,498,172
<b>Cash and cash equivalents</b>	<b>6,192,303</b>	<b>2,179,574</b>

7. Current and non-current assets

	2016 \$	2015 \$
Current		
Trade receivables	551,691	601,103
Provision for bad debts	(14,364)	(14,364)
Related party receivables-NSWRU	247,973	-
<b>Trade and other receivables</b>	<b>785,300</b>	<b>586,739</b>

8. Property, plant and equipment

	2016 \$	2015 \$
Team and office equipment at cost	145,035	145,456
Accumulated depreciation	(87,547)	(51,921)
	57,488	93,535
Computer equipment at cost	110,240	92,429
Accumulated depreciation	(78,874)	(57,393)
	31,366	35,036
Motor vehicles at cost	41,031	41,031
Accumulated depreciation	(33,467)	(25,260)
	7,564	15,771
<b>Total property, plant and equipment</b>	<b>96,418</b>	<b>144,342</b>



# NSW Waratahs Limited

## Notes to the Consolidated Financial Statements

For the year ended 31 December 2016

### 9. Trade and other payables

	2016 \$	
<b>Current</b>		
Trade payables	137,202	360,669
Related party payables		
-ARU	-	16,350
-NSWRU	-	205,281
Non-trade payables and accrued expenses	446,323	95,126
Employment liabilities	176,004	225,399
<b>Total trade and other payables</b>	<b>759,529</b>	<b>902,825</b>

### 10. Deferred revenue

	2016 \$	2015 \$
<b>Current</b>		
Membership revenue	1,601,118	1,776,885
Other	1,692,122	195,746
	<b>3,293,240</b>	<b>1,972,631</b>
<b>Non-current</b>		
Income received in advance	3,082,000	-
	<b>3,082,000</b>	<b>-</b>

Income received in advance relates to upfront payments received from contractual arrangements with ANZ Stadium.

### 11. Contractual commitments

#### Player remuneration commitments

Commitments for the payment of salaries and other remuneration under long-term player contracts in existence at the reporting date but not recognised as liabilities is as follows:

	2016 \$	2015 \$
Within one year	5,102,000	5,304,388
Between one and five years	3,667,500	4,342,500
<b>Total commitments</b>	<b>8,769,500</b>	<b>9,646,888</b>

# NSW Waratahs Limited

## Notes to the Consolidated Financial Statements

For the year ended 31 December 2016

### 11. Contractual commitments (continued)

#### Lease commitments

Commitments for minimum lease payments in relation to non-cancellable operating leases are payable as follows:

	2016 \$	2015 \$
Within one year	158,804	182,894
Between one and five years	291,927	290,321
<b>Total commitments</b>	<b>450,731</b>	<b>473,215</b>

#### License Fee to New South Wales Rugby Union Ltd

NSW Waratahs Limited pays an annual licence fee to NSWRU for granting them the licence to use Waratahs intellectual property. This fee is calculated as the sum of 5% of total Gross Revenues and 50% of the net surplus of NSW Waratahs Limited. The minimum annual licence fee payable under the agreement is \$1,000,000 for the year ending 31 December 2010, adjusted to take into account variation in the Consumer Price Index (CPI) in subsequent years for the duration of the Trade mark agreement which expires on 31 December 2020 with an option to extend.

### 12. Parent entity financial information

#### (a) Summary financial information

The individual financial statements for the parent entity show the following aggregate amounts:

	2016 \$	2015 \$
Current assets	6,063,033	1,849,388
Total assets	6,075,321	1,849,488
Current liabilities	(9,714,464)	(4,232,327)
Total liabilities	(9,714,464)	(4,232,327)
Retained earnings	(3,639,143)	(2,382,839)
Profit or (loss) for the year	(3,457,567)	(2,921,300)

NSW Waratahs Limited owns 100% of the shares in Waratahs Rugby Pty Ltd, acting as agent for NSW Waratahs Limited, managing the professional Waratahs rugby team in New South Wales.

#### (b) Contingent liabilities of the parent entity

The parent entity did not have any contingent liabilities as at 31 December 2016.

# NSW Waratahs Limited

## Notes to the Consolidated Financial Statements

For the year ended 31 December 2016

### 13. Provisions

	2016 \$	2015 \$
<b>Current</b>		
Annual leave	191,335	82,718
	<u>191,335</u>	<u>82,718</u>
<b>Non-Current</b>		
Long service leave	64,798	233,572
	<u>64,798</u>	<u>233,572</u>

### 14. Accumulated surplus / (losses)

	2016 \$	2015 \$
Opening balance	(181,576)	538,461
Net profit/(loss) for the year	(24,280)	(720,037)
Closing balance	<u>(205,856)</u>	<u>(181,576)</u>

### 15. Related party transactions

#### (a) Australian Rugby Union "ARU"

The Company conducts transactions with the ARU in the normal course of managing Waratahs rugby in the State of New South Wales. NSW Waratahs Limited received \$5,716,201 in funding during 2016 (2015: \$3,900,000) from the ARU under the Super Rugby participation deed. This amount excludes any Wallaby player payments.

#### (b) New South Wales Rugby Union Ltd "NSWRU"

NSW Waratahs Limited pays an annual licence fee to NSWRU for granting them the licence to use the Waratahs and other related trademarks. In 2016 NSW Waratahs Limited paid NSWRU \$1,100,000 (2015: \$1,144,189) in licence fees under the licensing agreement.

# NSW Waratahs Limited

## Notes to the Consolidated Financial Statements

For the year ended 31 December 2016

### 16. Contingencies

The entity had no contingent liabilities as at 31 December 2016 (2015: \$nil)

### 17. Events occurring after the reporting period

No matter or circumstances have occurred subsequent to year end that has significantly affected, or may significantly affect, the operations of the company, the results of those operations or the state of affairs of the company in subsequent financial years.

### 18. Reconciliation of cash flows from operating activities

	2016 \$	2015 \$
<b>Cash flows from operating activities</b>		
Profit/(loss) for the year	(24,280)	(720,037)
Adjustments for:		
Depreciation	66,051	56,400
<b>Operating profit before changes in working capital and provision:</b>	<u>41,771</u>	<u>(663,637)</u>
(Increase) / decrease in trade and other receivables	(210,071)	978,228
Increase / (decrease) in trade and other payables	(143,296)	(1,304,408)
Increase / (decrease) in deferred revenue	4,402,609	(1,781,154)
Increase / (decrease) in provisions	(60,157)	8,465
<b>Net cash inflow / (outflow) from operating activities</b>	<u>4,030,856</u>	<u>(2,762,506)</u>



## Directors' Declaration

As stated in Note 1(a) to the consolidated financial statements, in the directors' opinion, the Company is not a reporting entity because there are no users dependent on general purpose consolidated financial statements. These are special purpose consolidated financial statements that have been prepared to meet *Corporations Act 2001* requirements.

The consolidated financial statements have been prepared in accordance with Accounting Standards and mandatory professional reporting requirements to the extent described in Note 1.

In the directors' opinion:

1. The consolidated financial statements and notes set out on pages 4 to 19 are in accordance with the *Corporations Act 2001*, including:
  - (a) complying with Accounting Standards and other mandatory professional reporting requirements as detailed above, and the *Corporations Regulations 2001*; and
  - (b) giving a true and fair view of the Company's financial position as at 31 December 2016 and of its performance for the financial period ended on that date; and
2. There are reasonable grounds to believe that the Company will be able to pay its debts as and when they become due and payable.

This declaration is made in accordance with a resolution of the Board of Directors and is signed for and on behalf of the directors by:



Roger Davis  
Director (Chairman)  
Sydney  
28 March 2017



## Independent auditor's report

To the shareholders of NSW Waratahs Limited

### Our opinion

In our opinion:

The accompanying financial report of NSW Waratahs Limited (the Company) and its controlled entities (together the Group) is in accordance with the *Corporations Act 2001*, including:

- (a) giving a true and fair view of the Group's financial position as at 31 December 2016 and of its financial performance for the year then ended
- (b) complying with Australian Accounting Standards to the extent described in Note 1 and the *Corporations Regulations 2001*.

### What we have audited

The financial report comprises:

- the consolidated balance sheet as at 31 December 2016
- the consolidated statement of comprehensive income for the year then ended
- the consolidated statement of changes in equity for the year then ended
- the consolidated statement of cash flows for the year then ended
- the notes to the consolidated financial statements, which include a summary of significant accounting policies
- the directors' declaration.

### Basis for opinion

We conducted our audit in accordance with Australian Auditing Standards. Our responsibilities under those standards are further described in the *Auditor's responsibilities for the audit of the financial report* section of our report.

We believe that the audit evidence we have obtained is sufficient and appropriate to provide a basis for our opinion.

### Independence

We are independent of the Group in accordance with the auditor independence requirements of the *Corporations Act 2001* and the ethical requirements of the Accounting Professional and Ethical Standards Board's APES 110 *Code of Ethics for Professional Accountants* (the Code) that are relevant to our audit of the financial report in Australia. We have also fulfilled our other ethical responsibilities in accordance with the Code.

PricewaterhouseCoopers, ABN 52 780 433 757  
One International Towers Sydney, Watermans Quay, Barangaroo, GPO BOX 2650, SYDNEY NSW 2001  
T: +61 2 8266 0000, F: +61 2 8266 9999, [www.pwc.com.au](http://www.pwc.com.au)

Liability limited by a scheme approved under Professional Standards Legislation.

### *Emphasis of matter - basis of accounting*

We draw attention to Note 1 to the financial report, which describes the basis of accounting. The financial report has been prepared for the purpose of fulfilling the directors' financial reporting responsibilities under the *Corporations Act 2001*. As a result, the financial report may not be suitable for another purpose. Our opinion is not modified in respect of this matter.

### *Other Information*

The directors are responsible for the other information. The other information obtained at the date of this auditor's report comprises the Directors' report included in the annual report, but does not include the financial report and our auditor's report thereon.

Our opinion on the financial report does not cover the other information and accordingly we do not express any form of assurance conclusion thereon.

In connection with our audit of the financial report, our responsibility is to read the other information identified above and, in doing so, consider whether the other information is materially inconsistent with the financial report or our knowledge obtained in the audit, or otherwise appears to be materially misstated.

If, based on the work we have performed on the other information obtained prior to the date of this auditor's report, we conclude that there is a material misstatement of this other information, we are required to report that fact. We have nothing to report in this regard.

### *Responsibilities of the directors for the financial report*

The directors of the Company are responsible for the preparation of the financial report that gives a true and fair view and have determined that the basis of preparation described in Note 1 to the financial report is appropriate to meet the requirements of the *Corporations Act 2001* and is appropriate to meet the needs of the members. The directors' responsibility also includes such internal control as the directors determine is necessary to enable the preparation of the financial report that gives a true and fair view and is free from material misstatement, whether due to fraud or error.

In preparing the financial report, the directors are responsible for assessing the ability of the Group to continue as a going concern, disclosing, as applicable, matters related to going concern and using the going concern basis of accounting unless the directors either intend to liquidate the Group or to cease operations, or have no realistic alternative but to do so.

### *Auditor's responsibilities for the audit of the financial report*

Our objectives are to obtain reasonable assurance about whether the financial report as a whole is free from material misstatement, whether due to fraud or error, and to issue an auditor's report that includes our opinion. Reasonable assurance is a high level of assurance, but is not a guarantee that an audit conducted in accordance with the Australian Auditing Standards will always detect a material misstatement when it exists. Misstatements can arise from fraud or error and are considered material if, individually or in the aggregate, they could reasonably be expected to influence the economic decisions of users taken on the basis of the financial report.

A further description of our responsibilities for the audit of the financial report is located at the Auditing and Assurance Standards Board website at: [http://www.auasb.gov.au/auditors\\_files/ar3.pdf](http://www.auasb.gov.au/auditors_files/ar3.pdf). This description forms part of our auditor's report.

### *Matters relating to the electronic presentation of the audited financial report*

This auditor's report relates to the financial report of NSW Waratahs Limited for the year ended 31 December 2016 included on NSW Waratahs Limited's web site. The directors of the Company are responsible for the integrity of NSW Waratahs Limited's web site. We have not been engaged to report on the integrity of this web site. The auditor's report refers only to the financial report named above. It does not provide an opinion on any other information which may have been hyperlinked to/from the financial report. If users of this report are concerned with the inherent risks arising from electronic data communications they are advised to refer to the hard copy of the audited financial report to confirm the information included in the audited financial report presented on this web site.



PricewaterhouseCoopers



James McElvogue  
Partner

Sydney  
28 March 2017



