




GET INTO RUGBY SCHOOLS

Identifying fair and unfair
sporting behaviors

GET INTO
RUGBY
SCHOOLS

Are these people demonstrating fair or unfair play?

What behaviours and body language are they showing? Think about why people make good and bad decisions on the sporting field.



Are these Rugby people demonstrating fair or unfair play?



Other examples of fair and unfair sporting behavior

What sort of sporting behaviour is demonstrated in the following? Fair? Unfair? Or Both?

YouTube video – [Unfair fair](#) (5:29)

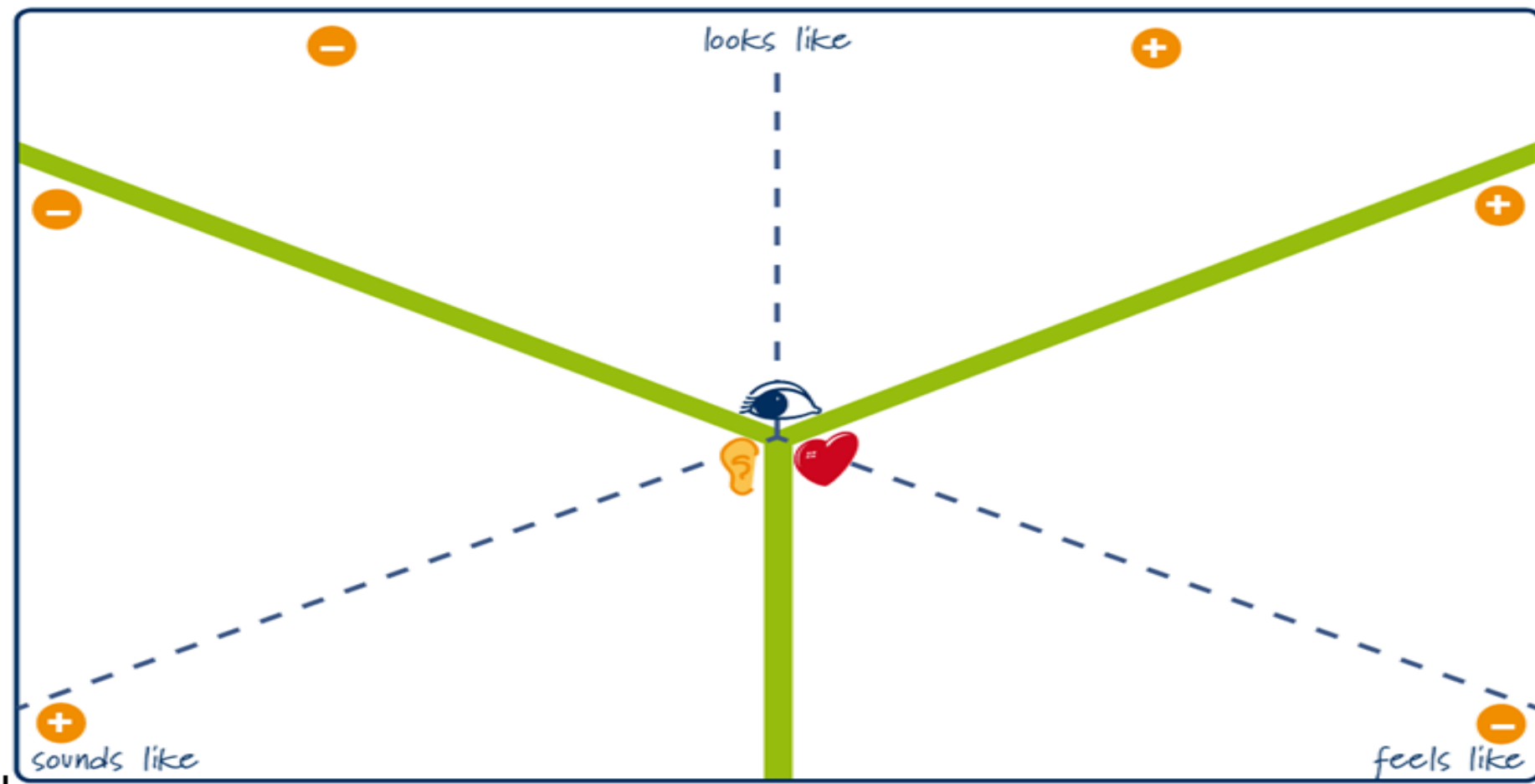
YouTube video - [Top 10 bad sportsmanship moments](#)

YouTube video – [Softball player carried around bases by opponents](#)

Cartoon below - <http://www.crowbarbenson.com/the-good-sport/>



What does fair and unfair sporting behavior look, sound and feel like?



Who demonstrates fair play in Rugby or another sport?

A teacher or student from school?

A sportsperson from the local community?

A well-known national sporting star?



Which player are you?

The Dummy spitter? The Quizmaster? The Sledger? The Cheapshot? The Five Star Player?
What might each of these players typically do? Find out on the next slide!



Source: Which player are you? "Sport Rage: A prevention quiz for players"
https://sportandrecreation.nsw.gov.au/sites/default/files/tips_players_c.pdf

Which player are you?

DUMMY SPITTER

The Dummy Spitter can't control their temper on the field.

They abuse officials, opponents and even team members.

The Dummy Spitter can also lash out at over-enthusiastic spectators.

They should remember it's just a game and to treat others as they would want to be treated themselves.

QUIZMASTER

The Quizmaster questions all decisions.

They always think they can do a better job, complaining about every decision that doesn't go their way.

The Quizmaster needs to accept decisions no matter what.

They should also realise officials are only human and can make mistakes and that they deserve respect.

SLEDGER

The Sledger continually makes snide remarks to their opponents.

They may also use racial taunts to induce their opposition to retaliate.

Sledgers unsettle the game and contribute to a tense atmosphere.

They should concentrate on their own game

CHEAPSHOT

The Cheapshot is cowardly and will resort to unprovoked, behind-the-scenes foul play towards their opponent.

The Cheapshot is very skilled at getting away with it and has a reputation as a sly player.

They should remember to treat other players with more respect.

FIVE STAR PLAYER

The Five Star Player focuses on fair play and respects others.

They know winning is not the only goal.

They respect officials and admire their opponents.

The Five Star Player enjoys sport and always plays with integrity and fairness

Source: Which player are you? "Sport Rage: A prevention quiz for players"
https://sportandrecreation.nsw.gov.au/sites/default/files/tips_players_c.pdf

Challenge: can you be a 'five star' player during Rugby



Rugby scenarios

Role play and show fair and unfair endings!

Scenario 1: Max doesn't score!

There are 30 seconds left in the game. Your team needs to score a try to win otherwise there is no chance you will win. Your friend Max has a chance to score a try by sprinting 50 metres down the sideline and scoring in the corner. Max looks like scoring then slows down as he tires. The opposition gets closer and closer to Max and finally tackles him over the sideline. Your team loses the game.



Scenario 2: A questionable try!

You are playing a fun game of Rugby at the park with some friends when some kids from a nearby suburb ask if you want to play a match. You and your friends happily accept the invitation. A short time into the game your opposition scores a try that you think shouldn't count. The opposition insists that it should.

Scenario 3: Stop for the injury!

You are involved in a tackle near your try line and see an opportunity to grab the ball and make a match winning try. As you pull the ball up you notice the opposition's fullback rolling around the ground screaming out in pain clutching their knee. No one else is helping them. You stop moving forward toward the try line and go to their aid. The full time horn goes and your team draws the match.

How might my actions affect others?

If I acted in the spirit of rugby I would....		What would happen as a result?
If I didn't act in the spirit of rugby I would ...		What would happen as a result?

What does 'the spirit of Rugby' mean here?

Worksheet fun

Good or bad sports?

Look at each rugby photo below. Decide whether the people in the photos are displaying good or bad sportsmanship. Write a "G" for good sportsmanship or "B" for bad sportsmanship next to each photo. Think about why people make good and bad decisions on the sporting fields.

Compare your answers with a partner. Discuss the reasons for any differences in your answers.

Choose one of the photos and write a short story about what is happening in the photo and why.



Rugby photos 1 – Make up a story!

Look at these rugby photos. Let your imagination run free and make up a story about each photo to share with your class.

To help you start, write a sentence about the events that happened 10 seconds before these photos were taken, during the time the photos were taken, and 10 seconds after the photos were taken.



Before:

During:

After:



Before:

During:

After:

Rugby scenarios – What would you do?

Choose one of the rugby scenarios below. Read what is happening. Use the boxes below to write what a good sport and bad sport would do and what would happen as a result. Share your ideas with a partner and decide what you would do in the situation!

Scenario 1: Maxine doesn't score!

There is 30 seconds left in the game. Your team needs to score a try to win otherwise there is no chance you will win. Your friend Maxine has a chance to score a try by sprinting 50 metres down the sideline and scoring in the corner. Maxine looks like scoring then slows down as she tires. The opposition gets closer and closer to Maxine and finally tags her over the sideline. Your team loses the game.



Scenario 2: Stop for the injury!

You are involved in a tackle near your try line and see an opportunity to grab the ball and make a match winning try. As you pull the ball up you notice the opposition's fullback rolling around the ground screaming out in pain clutching their knee. No one else is helping them. You stop moving forward toward the try line and go to their aid. The full time horn goes and your team draws the match.

Scenario 3: A questionable try!

You are playing a fun game of rugby union on the beach with some friends when some kids from a nearby street ask if you want to play a match. You and your friends happily invite them to play with you. A short time into the game your opposition scores a try that you think shouldn't count. The opposition insists that it should.



Scenario 4: Time for the reserve to play!

Your team has made it to the final and there are 5 minutes left of the match. You have been playing all of the match so far but realise there are still reserves on the bench who haven't played yet! Your coach signals to you to come off the field and indicates that one of the reserves will go on the field in your place to play the rest of the match.

Scenario 5: Referee blows their whistle!


The match is close and your team can see a win in sight. The referee suddenly blows their whistle and says that one of your players is off side. You look around and can't see anyone from your team who is off side. Your team can't believe it. The ball is given to the opposition and seconds later the opposition scores a try and wins.

What would a good sport do?	→	What would happen as a result?
What would a bad sport do?	→	What would happen as a result?

My decision would be to: _____

Assessment Idea: Lower Primary

Draw and colour-in one of the 'players' from the Sport Rage "Which player are you?" poster.



Tell the class about your player including:

- How similar/different the player is to you;

and

- How this player would make others feel.

Assessment Idea: Middle Primary



Explain how you could promote the “FIVE STAR PLAYER” good sportsmanship concept to all of the students at your school.

Your promotion could include a poster campaign, speeches on parade, newsletter items, guest speakers etc.

Assessment Idea: Upper Primary



Create a brochure about fair and unfair sporting behaviour on and off the Rugby field for young (5-12 years) Rugby players.

In your brochure, you can include:

- Examples of fair and unfair behaviour in Rugby or other sports
- Suggestions about the impact of these behaviours on others
- Information about the different types of players
- A quick quiz for your readers.