

— NSW —  
RUGBY UNION

# NSW RUGBY UNION ANNUAL REPORT - 2022



## NSW Rugby Union – Centre of Excellence

Officially opened by:

**The Honourable Alister Henskens SC MP**

Minister for Sport

7 December 2022

Proudly funded by the  
NSW Government

# CONTENTS

4	2022 Partners
6	Office Bearers
7	Honorary Life Members
8	Chairman's Report
12	CEO's Report
16	NSW Rugby Strategic Plan 2022-2025
20	Rugby Reports
	21 - Waratahs Men's Report
	23 - Match Results
	38 - 2022 NSW Waratahs Awards & Milestones
	41 - Waratahs Women's Report
	43 - Match Results
	50 - 2022 NSW Waratahs Women's Awards & Milestones
54	Community Report
	57 - Highlights of 2022
	58 - Competitions
	60 - Country Rugby Union Results
	62 - Sydney Rugby Union Results
	66 - Ken Catchpole Awards Night Winners
	67 - Suburban Rugby Union Results
68	NSW Positive Rugby Foundation Report
70	Obituaries
72	Financial Report

# 2022 PARTNERS

Thank you to our 2022 Partners for their support throughout the year.

## PLATINUM PARTNERS

### NSW WARATAHS

**Santos**



### NSW WARATAHS WOMEN



# MAJOR PARTNERS



# OFFICIAL PARTNERS



# OFFICE BEARERS

## **President**

Al Baxter

## **Vice President**

Matthew Burke

## **NSW Rugby Union Board of Directors**

Anthony Crawford (Chair)

John Morrison (Deputy Chair)

Kerry Chikarovski (resigned 10 August 2022)

Sally Fielke (appointed 5 October 2022)

Philip Garling

David Harrison

Richard Harry

Andrew Hutton

Warwick Negus

Katrina Rathie

Luke Stephen

Mark Green (Company Secretary)

## **Chief Executive Officer**

Paul Doorn

# HONORARY LIFE MEMBERS

Richard (Dick) Byers OAM

Peter Crittle AO

Peter Falk OAM

Peter Fenton OAM

Tim Gavin

Dr Sharron Flahive

John Freedman OAM

Ron Graham AM

Phil Harry AM

Richard (Dick) Hart

Laurie Maher OAM

Richard (Dick) Shaw

Dr John Quick

Robin Timmins OAM

# NSW RUGBY CHAIRMAN'S REPORT

Welcome to the 2022 NSW Rugby Union (NSWRU) Annual Report.

The NSWRU Board acknowledges the traditional owners and custodians of country throughout Australia and acknowledges their continuing connection to land, sea and community. We pay our respects to the people, the cultures and the elders past, present and emerging.

It is my pleasure to present this Annual Report, my second as the Chairman of the NSW Rugby Union Board. Whilst 2022 saw a return to relative normality from a covid perspective – the year wasn't without its challenges. The wet weather in particular played havoc with community rugby, and I would like to acknowledge and thank our community rugby volunteers, players and officials for their continued commitment to growing the game, in trying circumstances.

As we welcome Sally Fielke (Womens) to the Board, I would like to thank retiring Director Kerry Chikarovski (Womens) for her dedication to the sport over the last decade.

Kerry joined the Board in 2013, was appointed the Deputy Chair in 2020 and was a member of the Audit and Risk Committee and Centre of Excellence Building and Project Control Group during her tenure. She served as the Inaugural Chair of NSW Women's Rugby since 2012, is a Member of the NSWRU Female Strategy Workgroup and is an all-round champion of the women's game having sponsored and attended women's competitions, most notably the Chikarovski Cup, which has been part of the NSW Rugby landscape since 2017.

Sally has been involved in rugby since 2004 when she joined the Board of the Northern Territory Rugby Union and subsequently the NT Rugby Tribunal. Sally has also served on the Rugby Union Players Association (RUPA) Board for six years. Welcome, Sally.



In 2022 we released our strategic plan for 2022-2025. Built upon six pillars, the strategic plan sets out the vision to rebuild NSW Rugby Union into one of the strongest rugby provinces in the world. The commitment of our Board is to not only see NSW Rugby and the NSW Waratahs survive but thrive. Each Board meeting, management report against the progress of the plan – and while we still have some way to go to achieve our vision the progress in the first 12 months has been very promising.

The opening of the NSW Rugby HQ in November 2022 has been a significant shot in the arm for our game. Built with the support of a \$20 million grant from the NSW Government, the facility on the UNSW's David Phillips Sports Fields at Daceyville, hosts all aspects of the game in NSW. From high performance facilities for our elite squads through to workspaces, meeting rooms and training facilities for all of our affiliates, NSW Rugby HQ has positively impacted the cohesiveness of our organisation. We can't wait to see what impact returning to the new Sydney Football Stadium (Allianz Stadium) will have on our Waratahs Game Day in 2023.

Congratulations to Tim Gavin who was recognised for his distinguished service to the game both on and off the field at the last NSWRU AGM when he was appointed an Honorary Life Member. We also make special mention of Peter Fenton who was awarded Rugby Australia's highest honour, the Joe French Medal for his long and outstanding service.



Photo: NSW Rugby Media

We 'filled the hill' at Leichhardt with Darren Coleman leading our men's team to a place in the Quarter Finals. Jake Gordon led his team with pride and passion, with the most notable win against the Crusaders to a packed crowd at Leichhardt Oval of 16,000 people.

We wish to thank the staff and players for their contribution as they continued to represent all rugby players across NSW.

NSW Waratahs Women continue to do our state proud, making their fifth Super W Final where they were defeated 32-26 by an impressive Fijian Drua at Super Round in Melbourne.

Congratulations to the staff and players involved in a great season.

Sadly, we lost fifteen NSW Waratahs during 2022, including Jim Lenehan a former NSW and Wallabies captain who had 21 NSW caps to his name and 24 international caps for Australia.

I take this opportunity to acknowledge the thousands of volunteers, club administrators as well as officials and referees, who dedicate so much of their time to ensuring rugby can be enjoyed by all. From the mums and dads who put their hand up at their club to support junior rugby, to the club volunteers who ensure our grounds are ready for competitions, through to the countless other individuals who take on roles that make rugby a true community and family sport. To each of you, we say thank you.

On behalf of the Board, I would also like to thank our CEO, Paul Doorn and the leadership team of NSWRU as well as all the staff for their considerable efforts throughout the year and who continue to go above and beyond to support rugby right across the state.

2023 brings with it new opportunities and we are excited about our future prospects and to see what our sport can deliver. Thank you for the opportunity to present the 2022 Annual Report.



**Tony Crawford**  
Chairman  
NSW Rugby



Photo: Getty Images

# NSW RUGBY CEO'S REPORT

I too would like to acknowledge the traditional owners and custodians of country throughout Australia and acknowledge their continuing connection to land, sea and community. We pay our respects to the people, the cultures and the elders past, present and emerging.

With the release of our 2022-2025 Strategic Plan, our vision is to be the leading provincial rugby organisation in the world. Whilst winning at the highest levels is important for fan engagement and commercial outcomes – a key feature of our plan involves growing the number of people playing and enjoying the game of rugby.

To help achieve this vision, in 2022 NSW Rugby Union:

- Invested circa \$5m annually into community rugby activities
- Employed more development officers on the ground than ever before. 15 x F/T, 2x P/T and over 100 casuals across the state supporting rugby clubs with recruitment and retention initiatives. They visit schools and clubs across the state weekly. They run gala days and clinics in schools and assist with coaching at clubs.
- Spent considerable time and resources on supporting clubs on the big three Cs. These are the three main reasons why people play and stay in rugby:
  - **Coaching** (ensuring that teams have appropriately qualified coaches to ensure the players are learning something, having fun and are being taught safe techniques. We run coaching courses online and in person, clinics, provide mentorship, rep opportunities)
  - **Competitions** (well-run competitions, draws finalised, tables up to date, rules in place, finals series, even competitions. We support these achievements via competition staff)
  - **Club Culture** (welcoming and safe clubs, increasing female participation, good facilities, and social events).



Photo: Grizzly Wayne

Whilst player numbers did drop during Covid, this has also been experienced across all team sports. We are working hard to arrest that trend. We still have over 35,000 registered club rugby XV's players across NSW, plus another 13,000 regular school players. In addition, there are now almost 5,000 females that play regularly across 7s and XV's.

Women's rugby is our fastest growing area of the game. Since winning the Gold Medal at Rio in 2016, Women's rugby has grown from 4% of the playing population to 14% with girls and women's competitions now played weekly across the state.

We are also delighted that our men's and women's elite players are now able to get back to undertaking player visits through our 'touchable heroes' program. With our competition mandated covid protocols, we have essentially been unable to do these visits for the past 2 years.

I want to pay tribute to NSWRU staff, players, officials, volunteers and fans who continue to support the game and support our vision - to rebuild the NSW Waratahs as a sustainable and dominant force in rugby - to be the number one men's team and women's team in Australia with a very strong community rugby participation base.

In November 2022 we also welcomed the opening of our new Centre of Excellence. The new 'NSW Rugby HQ' is the home of the rugby in NSW, featuring a multipurpose space which enables NSWRU to run its high-performance rugby programs and pathways as well as be a central 'hub' for the game at all levels – with everything from training facilities to function spaces, meeting areas and shared offices for all of our Affiliates.

The new Sydney Football Stadium (Allianz Stadium), our new home ground, was completed in September 2022. Whilst the first international event at this stadium was the Wallabies v Springboks – this game gave us an insight into what an incredible game day experience the fans will have for the seven Waratah home games in 2023. We will also be pushing the venue to provide us with as many Waratah mens and Waratah womens double-headers at the stadium in 2023.

I want to once again thank all the volunteers across our game right across the State. Quite simply, rugby does not exist without you, and we look forward to having you all rejoin us in 2023.

And to the hard-working staff at NSW Rugby, I want to thank you for once again going above and beyond to deliver exceptional services during these tough times.



**Paul Doorn**

CEO

NSW Rugby



Photo: NSW Rugby Media



# NSW RUGBY STRATEGIC PLAN 2022-2025



# VISION

To be the leading provincial rugby organisation in the world.

## OUR VALUES

Our values to guide our leadership and all areas of the game, to ensure our behaviours and outcomes reflect what we stand for as an organisation, at all levels.



### RESPECT

Respect is demonstrated by all those involved in the game, from players to coaches, officials to volunteers and leaders involved in rugby. Beyond the field of play, respect is extended to all off field activities and shown through sportsmanship to all those involved in rugby.



### ACCOUNTABILITY

Our behaviours drive informed decision making to ensure accountability to all members, fans and stakeholders. All those involved in the game strive to act with honesty and integrity towards others.



### PRIDE

The NSW Waratahs (men and women's teams) to be the pride and inspiration of New South Wales - not just because of our successes, but also because of the way we play the game. At all levels of rugby across the state, our staff, volunteers and participants strive to be the best we can be – and are proud of what we do.



### INCLUSIVENESS

Rugby in New South Wales is known as a sport that embraces people from all backgrounds and cultures. Regardless of gender, religion, body type, race or sexual orientation, rugby provides a safe environment and positive experience for all participants, fans and families. We promote fairness, non-discrimination and inclusion in all that we do.

# STRATEGIC PILLARS



**1.  
WINNING  
NSW WARATAHS**



**2.  
GROWING  
COMMUNITY  
PARTICIPATION**



**3.  
HIGHLY ENGAGED  
MEMBERS, FANS  
AND ALUMNI**



**4.  
STRONG CORPORATE  
PARTNERSHIPS**



**5.  
PEOPLE  
MATTER**



**6.  
FINANCIAL  
STRENGTH**





# RUGBY REPORTS



# WARATAHS MEN'S REPORT

The NSW Waratahs named a new head coach in Darren Coleman for their 2022 season, a true New South Wales born and bred coach starting his rugby coaching career at NSW Rugby Union as a development officer, making his way through the Shute Shield ranks to finally claim his dream job as head coach of the NSW Waratahs.

Darren Coleman commonly known as 'DC' was looking to make a big impact on the team and build back the fans and members love of the Waratahs.

Claiming Leichhardt Oval as their home away from home for the season, DC's aim was for his team to play rugby that was entertaining and enjoyable for the fans and they did just that.

With the most notable game was against the Crusaders, Leichhardt Oval boasting a crowd of 16,000 the largest rugby crowd that venue had ever seen and to make the evening even better the Waratahs defeated the Crusaders 24-21 in the dying minutes of the match.

The NSW Waratahs had ten debutants throughout the 2022 season with Jamie Roberts making records as the oldest player on debut (35y 3m 10d) in the round one clash against Fijian Drua at CommBank Stadium.

2022 saw the addition of Fijian Drua and Moana Pasifika into the Super Rugby Pacific competition, with the Waratahs defeating Fiji in both appearances and Moana at their home stadium.

Matthew Burke Cup winner for 2022 was Jed Holloway, after a stint overseas Jed Holloway returned home and made a big impact on the NSW Waratahs taking home the top trophy as voted by his peers.

Dylan Pietsch in his debutant season quickly made an impact on the field, catching the eye of assistant coach Chris Whitaker and eventually was named the winner of the Chris Whitaker Aspiring Waratah Medal.

The NSW Waratahs finished the 2022 competition in sixth place with Captain Jake Gordon leading his team to a semi-final nail biter against the Chiefs at FMG Stadium, where the Chiefs fought hard and took home the win to advance them further into the final series. Gordon took home the best back for the second year in a row after a very impressive season.

The Super Rugby Pacific trophy was once again taken home by the Crusaders after their incredible season, only dropping one game the entire season and scoring a notable 72 tries throughout the 15 rounds.

The NSW Waratahs finished up the Super Rugby season and are looking forward to the 2023 season under Darren Coleman and Jake Gordon's lead, 2023 will also be the year that the team returns to Allianz Stadium.



Photo: John Flitcroft / Flitty Images



## MATCH 1 V FIJIAN DRUA

FRIDAY 18.2.2022 AT COMMBANK STADIUM, PARRAMATTA

## NSW WARATAHS 40

W Harris, D Porecki, L Foketi, A Bell, J Gordon tries; B Donaldson 3 goals, 3 pen.goals

## FIJIAN DRUA 10

N Nagusa try; B Kerr goal, pen.goal

### PLAYER

PLAYER	TALLY
15. Alex Newsome	
14. Dylan Pietsch* **	
13. Izaia Perese	
12. Lalakai Foketi	try
11. James Turner	
10. Ben Donaldson	3 goals, 3 pen.goals
9. Jake Gordon ©	try

### RESERVES

- 16. Tom Horton for Porecki after 52 mins
- 17. Te Tera Faulkner for Bell after 57 mins
- 18. Tiann Tauakipulu for Johnson-Holmes after 60 mins
- 20. Carlo Tizzano for Gamble after 60 mins
- 23. Jamie Roberts\* \*\* for Foketi after 65 mins
- 19. Hugh Sinclair for Swinton after 65 mins
- 22. Tane Edmed for Donaldson after 66 mins
- 21. Henry Robertson for Gordon after 78 mins
- 18. Tiann Tauakipulu sin-bin after 80 mins
- 3. Harry Johnson-Holmes for Harris after 81 mins (Tauakipulu in sin-bin)

\*NSW State Debut

\*\*NSW Waratahs Super Rugby Debut

Referee: Nic Berry

### PLAYER

PLAYER	TALLY
8. Will Harris	try
7. Charlie Gamble	
6. Lachlan Swinton	
5. Geoff Cridge* **	
4. Jed Holloway	
3. Harry Johnson-Holmes	
2. Dave Porecki	try
1. Angus Bell	try

| Crowd: 8,367



## MATCH 2 V QUEENSLAND

FRIDAY 25.2.2022 AT LEIGHHARDT OVAL

## NSW WARATAHS 16

W Harris try; B Donaldson goal, 2 pen.goals, drop goal

## QUEENSLAND 20

J Petaia, R Smith tries; J O'Connor 2 goals, 2 pen.goals

### PLAYER

15. Alex Newsome  
14. Dylan Pietsch  
13. Izaia Perese  
12. Lalakai Foketi  
11. James Turner  
10. Ben Donaldson  
9. Jake Gordon ©

### TALLY

goal, 2 pen.goals, drop goal

### RESERVES

19. Max Douglas for Cridge after 50 mins  
17. Te Tera Faulkner for Bell after 64 mins  
16. Tom Horton for Porecki after 64 mins  
18. Ruan Smith\* \*\* for Johnson-Holmes after 64 mins  
22. Tane Edmed for Donaldson after 70 mins  
20. Langi Gleeson\* \*\* for Williams after 70 mins  
23. Jamie Roberts for Pietsch after 72 mins  
21. Jack Grant Not Used

\*NSW State Debut

\*\*NSW Waratahs Super Rugby Debut

Referee: Damon Murphy

### PLAYER

8. Will Harris  
7. Charlie Gamble  
6. Jeremy Williams  
5. Geoff Cridge  
4. Jed Holloway  
3. Harry Johnson-Holmes  
2. Dave Porecki  
1. Angus Bell

### TALLY

try

Crowd: 4,806





## MATCH 3 V BRUMBIES

SATURDAY 5.3.2022 AT GIO STADIUM, CANBERRA

## NSW WARATAHS 20

A Bell, W Harris tries; B Donaldson 2 goals, 2 pen.goals

## BRUMBIES 27

R Valetini, N Frost, I Simone tries; N Lolesio 3 goals, 2 pen.goals

### PLAYER

15. Alex Newsome  
14. Dylan Pietsch  
13. Izaia Perese  
12. Lalakai Foketi  
11. Tevita Funa\* \*\*  
10. Ben Donaldson  
9. Jake Gordon ©

### TALLY

2 goals, 2 pen.goals

### RESERVES

22. Will Harrison for Funa after 49 mins  
17. Te Tera Faulkner for Bell after 64 mins  
26. Jamie Roberts for Pietsch after 64 mins  
16. Tom Horton for Porecki after 66 mins  
18. Ruan Smith for Johnson-Holmes after 66 mins  
20. Carlo Tizzano for Gamble after 66 mins  
19. Langi Gleeson for Douglas after 69 mins  
21. Jack Grant for Gordon after 74 mins

\*NSW State Debut

\*\*NSW Waratahs Super Rugby Debut

Referee: Nic Berry

### PLAYER

8. Will Harris  
7. Charlie Gamble  
6. Hugh Sinclair  
5. Max Douglas  
4. Jed Holloway  
3. Harry Johnson-Holmes  
2. Dave Porecki  
1. Angus Bell

### TALLY

try

try

Crowd: 6,273



## MATCH 4 V WESTERN FORCE

SUNDAY 13.3.2022 AT LEICHHARDT OVAL

### NSW WARATAHS 22

C Gamble, W Harrison tries; W Harrison 4 pen.goals

### WESTERN FORCE 17

M Mataele, H Lloyd tries; J Strachan goal; I Prior goal, pen.goal

#### PLAYER

15. Alex Newsome  
14. Dylan Pietsch  
13. Izaia Perese  
12. Lalakai Foketi  
11. James Turner  
10. Ben Donaldson  
9. Jake Gordon ©

#### TALLY

goal, 2 pen.goals, drop goal

#### RESERVES

16. Mahe Vailanu\* \*\* for Horton after 53 mins  
19. Geoff Cridge for Williams after 59 mins  
23. Mark Nawaqanitawase for Harrison after 65 mins  
18. Archer Holz\* \*\* for Harry Johnson-Holmes after 68 mins  
21. Carlo Tizzano for Gamble after 68 mins  
22. Henry Robertson for Grant after 72 mins  
17. Te Tera Faulkner for Bell after 73 mins  
21. Carlo Tizzano sin-bin after 81 mins  
20. Langi Gleeson Not Used

\*NSW State Debut

\*\*NSW Waratahs Super Rugby Debut

Referee: Damon Murphy

#### PLAYER

8. Will Harris  
7. Charlie Gamble  
6. Jeremy Williams  
5. Geoff Cridge  
4. Jed Holloway  
3. Harry Johnson-Holmes  
2. Dave Porecki  
1. Angus Bell

#### TALLY

try

| Crowd: 7,437



## MATCH 5 V MELBOURNE REBELS

SATURDAY 19.3.2022 AT THE SYDNEY CRICKET GROUND

### NSW WARATAHS 24

L Foketi, W Harris, A Newsome tries; W Harrison 3 goals, pen.goal

### MELBOURNE REBELS 19

C Eloff try; C Gordon goal; M To'omua 4 pen.goals

#### PLAYER

15. Will Harrison  
14. Dylan Pietsch  
13. Izaia Perese  
12. Lalakai Foketi  
11. Alex Newsome  
10. Ben Donaldson  
9. Jack Grant

#### TALLY

3 goals, pen.goal  
  
try  
try

#### PLAYER

8. Will Harris  
7. Charlie Gamble  
6. Hugh Sinclair  
5. Geoff Cridge  
4. Jed Holloway ©  
3. Harry Johnson-Holmes  
2. Dave Porecki  
1. Angus Bell

#### TALLY

try

#### RESERVES

20. Carlo Tizzano for Cridge after 36 mins  
17. Te Tera Faulkner for Bell at half-time  
23. Mark Nawaqanitawase for Donaldson after 52 mins  
19. Langi Gleeson for Gamble after 67 mins  
16. Tom Horton for Porecki after 67 mins  
22. Jamie Roberts for Foketi after 68 mins  
18. Ruan Smith for Johnson-Holmes after 71 mins  
21. Teddy Wilson Not Used  
Referee: Graham Cooper

Crowd: 6,718



## MATCH 6 V QUEENSLAND

SATURDAY 26.3.2022 AT SUNGORG STADIUM

## NSW WARATAHS 20

J Grant, T Horton tries; W Harrison goal, pen.goal; T Edmed goal, pen.goal

## QUEENSLAND 32

T McDermott, T Tupou, F McReight, J Campbell tries; J O'Connor 2 goals, 2 pen.goals; I Henry goal

### PLAYER

15. Will Harrison	goal, pen.goal
14. Mark Nawaqanitawase	
13. Lalakai Foketi	
12. Jamie Roberts	
11. Alex Newsome	
10. Tane Edmed	goal, pen.goal
9. Jack Grant	try

### RESERVES

- 22. Dylan Pietsch for Harrison at half-time
- 17. Harry Johnson-Holmes for Faulkner after 50 mins
- 19. Jed Holloway for Tizzano after 55 mins
- 18. Archer Holz for Smith after 55 mins
- 20. Langi Gleeson for Cridge after 60 mins
- 16. Tom Horton for Porecki after 60 mins
- 23. Triston Reilly for Foketi after 66 mins
- 21. Teddy Wilson\* \*\* for Grant after 68 mins

\*NSW State Debut

\*\*NSW Waratahs Super Rugby Debut

Referee: Nic Berry

### PLAYER

8. Will Harris	
7. Carlo Tizzano	
6. Charlie Gamble	
5. Geoff Cridge	
4. Hugh Sinclair (vc)	
3. Ruan Smith	
2. Dave Porecki ©	
1. Te Tera Faulkner	
Res: 16. Tom Horton	try

### TALLY

Crowd: 11,219



## MATCH 7 V FIJIAN DRUA

FRIDAY 1.4.2022 AT CBUS STADIUM, GOLD COAST

## NSW WARATAHS 38

D Pietsch, C Gamble, D Porecki, J Holloway, M Hooper, M Nawaqanitawase tries; T Edmed 4 goals

## FIJIAN DRUA 14

V Habosi, R Nasove tries; T Tela 2 goals

### PLAYER

PLAYER	TALLY
15. Alex Newsome	
14. Mark Nawaqanitawase	try
13. Izaia Perese	
12. Lalakai Foketi	
11. Dylan Pietsch	try
10. Tane Edmed	4 goals
9. Jack Grant	

### RESERVES

- 23. Triston Reilly for Edmed after 30 mins (HIA)
  - 20. Michael Hooper for Cridge at half-time
  - 22. Jamie Roberts for Foketi after 48 mins
  - 16. Tom Horton for Porecki after 55 mins
  - 19. Rahboni Warren Vosayaco for Holloway after 55 mins
  - 17. Te Tera Faulkner for Bell after 66 mins
  - 18. Archer Holz for Johnson-Holmes after 66 mins
  - 23. Triston Reilly for Pietsch after 70 mins
  - 21. Teddy Wilson Not Used
- Referee: Reuben Keane

### PLAYER

PLAYER	TALLY
8. Will Harris	
7. Charlie Gamble	try
6. Hugh Sinclair (vc)	
5. Geoff Cridge	
4. Jed Holloway ©	try
3. Harry Johnson-Holmes	
2. Dave Porecki	try
1. Angus Bell	
Res: 20. Michael Hooper	try

Crowd: 1,295



## MATCH 8 V WESTERN FORCE

SATURDAY 16.4.2022 AT HBF PARK, PERTH

### NSW WARATAHS 41

A Newsome 2, M Nawaqanitawase, L Foketi, M Hooper, D Porecki tries; T Edmed 4 goals, pen.goal

### WESTERN FORCE 24

R Pasitua 2, T Anstee, A Ready tries; I Prior 2 goals

#### PLAYER

15. Alex Newsome	2 tries
14. Mark Nawaqanitawase	try
13. Izaia Perese	
12. Lalakai Foketi	try
11. Dylan Pietsch	
10. Tane Edmed	4 goals, pen.goal
9. Jake Gordon ©	

#### RESERVES

- 22. Will Harrison for Pietsch after 56 mins
  - 19. Geoff Cridge for Sinclair after 64 mins
  - 21. Jack Grant for Gordon after 64 mins
  - 16. Mahe Vailanu for Porecki after 64 mins
  - 20. Rahboni Warren Vosayaco for Gamble after 64 mins
  - 17. Te Tera Faulkner for Bell after 67 mins
  - 18. Archer Holz for Johnson-Holmes after 67 mins
  - 23. Jamie Roberts for Perese after 67 mins
  - 16. Mahe Vailanu sin-bin after 71 mins
  - 2. Dave Porecki for Hooper after 72 mins (Vailanu in sin-bin)
  - 12. Lalakai Foketi sin-bin after 74 mins
- Referee: Angus Gardner

#### PLAYER

8. Will Harris	
7. Michael Hooper	try
6. Charlie Gamble	
5. Hugh Sinclair	
4. Jed Holloway (vc)	
3. Harry Johnson-Holmes	
2. Dave Porecki	try
1. Angus Bell	

Crowd: 5,110



## MATCH 9 V CHIEFS

FRIDAY 22.4.2022 AT AAMI PARK, MELBOURNE

## NSW WARATAHS 27

J Gordon 2, A Newsome tries; W Harrison goal, pen.goal; T Edmed 2 goals, pen.goal

## CHIEFS 51

J Lowe 4, Q Tupaea 2, S Taukei'aho tries; B Gatland 5 goals, 2 pen.goals

### PLAYER

15. Will Harrison	goal, pen.goal
14. Mark Nawaqanitawase	
13. Izaia Perese	
12. Jamie Roberts	
11. Alex Newsome	try
10. Tane Edmed	2 goals, pen.goal
9. Jake Gordon ©	2 tries

### RESERVES

1. Angus Bell Sent Off after 2 mins
16. Tom Horton for Porecki after 2 mins
17. Te Tera Faulkner for Gamble after 4 mins (front row replacement)
12. Jamie Roberts sin-bin after 13 mins
23. Dylan Pietsch for Harrison after 38 mins
20. Rahboni Warren Vosayaco for Horton after 44 mins
18. Archer Holz for Warren Vosayaco after 47 mins (front row replacement)
20. Rahboni Warren Vosayaco for Harris after 52 mins
19. Geoff Cridge for Sinclair after 61 mins
22. Ben Donaldson for Edmed after 65 mins
21. Jack Grant for Gordon after 69 mins

Referee: Nic Berry

### PLAYER

8. Will Harris	
7. Michael Hooper	
6. Charlie Gamble	
5. Hugh Sinclair	
4. Jed Holloway (vc)	
3. Harry Johnson-Holmes	
2. Dave Porecki	
1. Angus Bell	

### TALLY

Crowd: 7,000



## MATCH 10 V CRUSADERS

SATURDAY 30.4.2022 AT LEICHHARDT OVAL

## NSW WARATAHS 24

penalty try, D Pietsch, M Nawaqanitawase tries; T Edmed 2 goals, pen.goal

## CRUSADERS 21

penalty try, S Havili Talitui, F Newell tries; F Burke goal; S Hickey goal

### PLAYER

15. Alex Newsome	
14. Mark Nawaqanitawase	try
13. Izaia Perese	
12. Lalakai Foketi	
11. Dylan Pietsch	try
10. Tane Edmed	2 goals, pen.goal
9. Jake Gordon ©	
	(penalty try)

### RESERVES

- 8. Rahboni Warren Vosayaco sin-bin after 46 mins
- 18. Archer Holz for Johnson-Holmes after 59 mins
- 19. Geoff Cridge for Sinclair after 63 mins
- 20. Will Harris for Warren Vosayaco after 63 mins
- 8. Rahboni Warren Vosayaco for Hooper after 67 mins
- 23. James Ramm for Pietsch after 72 mins
- 16. Ed Craig\* \*\* for Vailanu after 75 mins
- 22. Ben Donaldson for Ramm after 78 mins
- 17. Te Tera Faulkner for Bell after 78 mins
- 21. Jack Grant Not Used

\*NSW State Debut

\*\*NSW Waratahs Super Rugby Debut

Referee: Ben O'Keefe

### PLAYER

8. Rahboni Warren Vosayaco	
7. Michael Hooper	
6. Charlie Gamble	
5. Hugh Sinclair	
4. Jed Holloway (vc)	
3. Harry Johnson-Holmes	
2. Mahe Vailanu	
1. Angus Bell	

### TALLY

Crowd: 10,293





## MATCH 11 V MOANA PASIFIKA

SATURDAY 7.5.2022 AT MT SMART STADIUM, AUCKLAND

### NSW WARATAHS 26

I Perese, D Porecki, M Nawaqanitawase, D Pietsch tries; T Edmed 2 goals; B Donaldson goal

### MOANA PASIFIKA 20

A Pole, L Aumua tries; C Leali'ifano 2 goals, 2 pen.goals

#### PLAYER

PLAYER	TALLY
15. Alex Newsome	
14. Mark Nawaqanitawase	try
13. Izaia Perese	try
12. Lalakai Foketi	
11. Dylan Pietsch	try
10. Tane Edmed	2 goals
9. Jake Gordon ©	

#### RESERVES

- 18. Ruan Smith for Holz after 49 mins
  - 22. Ben Donaldson for Edmed after 50 mins
  - 19. Hugh Sinclair for Cridge after 53 mins
  - 16. Tom Horton for Porecki after 66 mins
  - 17. Te Tera Faulkner for Bell after 75 mins
  - 20. Langi Gleeson for Warren Vosayaco after 75 mins
  - 23. Triston Reilly for Perese after 75 mins
  - 21. Jack Grant Not Used
- Referee: Angus Gardner

#### PLAYER

PLAYER	TALLY
8. Rahboni Warren Vosayaco	
7. Charlie Gamble	
6. Will Harris	
5. Geoff Cridge	
4. Jed Holloway (vc)	
3. Archer Holz	
2. Dave Porecki	try
1. Angus Bell	
Res: 22. Ben Donaldson	goal

Crowd: 2,297



## MATCH 12 V HURRICANES

SATURDAY 14.5.2022 AT LEICHHARDT OVAL

## NSW WARATAHS 18

R Warren Vosayaco, D Pietsch tries; T Edmed goal, pen.goal; B Donaldson pen.goal

## HURRICANES 22

T Mafileo, B Sullivan, A Savea tries; J Barrett 2 goals, pen.goal

### PLAYER

15. Alex Newsome  
14. Mark Nawaqanitawase  
13. Izaia Perese  
12. Lalakai Foketi  
11. Dylan Pietsch  
10. Tane Edmed  
9. Jake Gordon ©

### TALLY

try  
goal, pen.goal

### PLAYER

8. Rahboni Warren Vosayaco  
7. Charlie Gamble  
6. Will Harris  
5. Hugh Sinclair  
4. Jed Holloway (vc)  
3. Archer Holz  
2. Dave Porecki  
1. Angus Bell  
Res: 22. Ben Donaldson

### TALLY

try  
pen.goal

### RESERVES

18. Patrick Ryan for Holz after 52 mins  
22. Ben Donaldson for Edmed after 61 mins  
17. Te Tera Faulkner for Bell after 61 mins  
20. Langi Gleeson for Warren Vosayaco after 61 mins  
16. Mahe Vailanu for Porecki after 61 mins  
23. Triston Reilly for Perese after 67 mins  
19. Max Douglas for Sinclair after 69 mins  
18. Patrick Ryan Sent Off after 76 mins  
21. Jack Grant for Gordon after 78 mins  
3. Archer Holz for Gamble after 79 mins (front row replacement)

Referee: Jordan Way

Crowd: 11,381



## MATCH 13 V HIGHLANDERS

SUNDAY 22.5.2022 AT FORSYTH BARR STADIUM, DUNEDIN

## NSW WARATAHS 32

W Harris, M Nawaqanitawase, M Hooper, T Edmed tries; T Edmed 3 goals, 2 pen.goals

## HIGHLANDERS 20

J Dickson, S Gregory, L Coombes-Fabling tries; S Gilbert goal; M Banks pen.goal

### PLAYER

PLAYER	TALLY
15. Ben Donaldson	
14. Mark Nawaqanitawase	try
13. Alex Newsome	
12. Lalakai Foketi	
11. Dylan Pietsch	
10. Tane Edmed	try, 3 goals, 2 pen.goals
9. Jake Gordon ©	

### RESERVES

- 3. Patrick Ryan sin-bin after 50 mins
- 18. Ruan Smith for Gleeson after 53 mins (Ryan in sin-bin)
- 17. Angus Bell for Faulkner after 57 mins
- 20. Ned Hanigan for Sinclair after 57 mins
- 21. Charlie Gamble for Gleeson after 60 mins
- 16. Mahe Vailanu for Porecki after 60 mins
- 19. Jeremy Williams for Cridge after 60 mins
- 23. Jamie Roberts for Foketi after 66 mins
- 18. Ruan Smith for Ryan after 70 mins
- 22. Jack Grant for Gordon after 78 mins

Referee: Nic Berry

### PLAYER

PLAYER	TALLY
8. Will Harris	try
7. Michael Hooper	try
6. Langi Gleeson	
5. Geoff Cridge	
4. Hugh Sinclair	
3. Patrick Ryan	
2. Dave Porecki	
1. Te Tera Faulkner	

Crowd: 11,432



## MATCH 14 V BLUES

SATURDAY 28.5.2022 AT LEICHHARDT OVAL

## NSW WARATAHS 17

M Nawaqanitawase 2 tries; T Edmed 2 goals, pen.goal

## BLUES 20

C Suafoa, L Romano tries; J McKenzie pen.goal; Z Sullivan 2 goals, drop goal

### PLAYER

15. Ben Donaldson  
14. Mark Nawaqanitawase  
13. Alex Newsome  
12. Lalakai Foketi  
11. Dylan Pietsch  
10. Tane Edmed  
9. Jake Gordon ©

### TALLY

2 tries  
  
  
  
  
2 goals, pen.goal

### PLAYER

8. Will Harris  
7. Michael Hooper  
6. Charlie Gamble  
5. Ned Hanigan  
4. Jed Holloway (vc)  
3. Archer Holz  
2. Dave Porecki  
1. Angus Bell

### TALLY

### RESERVES

16. Mahe Vailanu for Porecki after 19 mins  
18. Patrick Ryan for Holz at half-time  
19. Hugh Sinclair for Hanigan after 61 mins  
21. Rahboni Warren Vosayaco for Harris after 61 mins  
23. Jamie Roberts for Donaldson after 65 mins  
28. Ruan Smith for Bell after 69 mins  
20. Jeremy Williams for Gamble after 71 mins  
22. Jack Grant Not Used

Referee: Paul Williams

Crowd: 14,681



# MATCH 15 V CHIEFS (SUPER RUGBY PACIFIC QUARTER FINAL)

SATURDAY 4.6.2022 AT FMG STADIUM, HAMILTON

## NSW WARATAHS 15

D Pietsch, W Harris tries; T Edmed goal, pen.goal

## CHIEFS 39

B Weber 2, L Jacobson, A Nankivell, P Gus Sowakula tries; B Gatland 4 goals, 2 pen.goals

### PLAYER

15. Ben Donaldson  
14. Mark Nawaqanitawase  
13. Alex Newsome  
12. Lalakai Foketi  
11. Dylan Pietsch  
10. Tane Edmed  
9. Jake Gordon ©

### TALLY

try  
goal, pen.goal

### RESERVES

17. Patrick Ryan for Johnson-Holmes after 52 mins  
21. Langi Gleeson for Gamble after 61 mins  
16. Mahe Vailanu for Horton after 61 mins  
18. Archer Holz for Bell after 64 mins  
23. Jamie Roberts for Foketi after 64 mins  
19. Hugh Sinclair for Hanigan after 64 mins  
20. Jeremy Williams for Harris after 64 mins  
22. Jack Grant for Gordon after 71 mins

Referee: Nic Berry

### PLAYER

8. Will Harris  
7. Michael Hooper  
6. Charlie Gamble  
5. Ned Hanigan  
4. Jed Holloway (vc)  
3. Harry Johnson-Holmes  
2. Tom Horton  
1. Angus Bell

### TALLY

try

Crowd: 10,121

# 2022 NSW WARATAHS AWARDS & MILESTONES

## CHRIS WHITAKER ASPIRING WARATAH MEDAL

Dylan Pietsch

## NSW WARATAHS BEST FORWARD

Charlie Gamble

## NSW WARATAHS BEST BACK

Jake Gordon

## MATTHEW BURKE CUP WINNER

Jed Holloway



Photo: NSW Rugby Media

## DEBUTANTS

Dylan Pietsch v Fijian Drua (Commbank Stadium)  
Geoff Cridge v Fijian Drua (Commbank Stadium)  
Jami Roberts v Fijian Drua (Commbank Stadium)  
Ruan Smith v Reds (Leichhardt Oval)  
Langi Gleeson v Reds (Leichhardt Oval)  
Tevita Funa v Brumbies (GIO Stadium)  
Mahe Vailanu v Force (Leichhardt Oval)  
Archer Holz v Force (Leichhardt Oval)  
Teddy Wilson v Reds (Suncorp Stadium)  
Ed Craig v Crusaders (Leichhardt Oval)

## INDIVIDUAL ALL-TIME RECORDS SET IN 2022

Michael Hooper equal 8th most caps (128) with Dean Mumm  
Ben Donaldson equal most drop goals in a match v Queensland (1)  
with 23 others (Leichhardt Oval)  
Jed Holloway 176th NSW captain v Western Force (Leichhardt Oval)  
Dave Porecki 177th NSW captain v Queensland (Suncorp Stadium)  
Dave Porecki 104th NSW captain against Queensland since 1882  
(Suncorp Stadium)

## TEAM ALL-TIME RECORDS SET IN 2022

2000 Conversions since 1882  
Leichhardt Oval 28th individual venue for matches against  
Queensland since 1882



Photo: Nine Media

## INDIVIDUAL SUPER RUGBY RECORDS SET IN 2022

Michael Hooper equal 7th most tries (25) with Lachlan Turner  
Jake Gordon equal 10th most tries (23) with Scott Staniforth  
Will Harrison 6th most penalty goals (42)  
Will Harrison 7th most points (235)  
Dave Porecki most career tries v Fijian Drua (2)  
Alex Newsome equal most career tries v Western Force (4) with Israel Folau & Rob Horne  
Tane Edmed most career conversions v Fijian Drua (4)  
Will Harrison most career penalty goals v Western Force (13)  
Ben Donaldson equal most drop goals in a match v Queensland (1) with Berrick Barnes & Adam Ashley-Cooper (Leichhardt Oval)  
Ben Donaldson equal most drop goals in a Super Rugby match (1) with 8 others v Queensland (Leichhardt Oval)  
Teddy Wilson 4th youngest on debut (19y 1m 1d) v Queensland (Suncorp Stadium)  
Jamie Roberts oldest on debut (35y 3m 10d) v Fijian Drua (Commbank Stadium)  
Ruan Smith 10th oldest on debut (32y 1m 1d) v Queensland (Leichhardt Oval)  
Ruan Smith first player to appear for all five Australian Super Rugby teams  
Jed Holloway 26th captain v Western Force (Leichhardt Oval)  
Dave Porecki 27th captain v Queensland (Suncorp Stadium)  
Darren Coleman 12th coach v Fijian Drua (Commbank Stadium)

## TEAM SUPER RUGBY RECORDS SET IN 2022

Equal most drop goals in a match (1) with 12 other occasions v Queensland (Leichhardt Oval)  
800 Conversions since 1996  
First match v Fijian Drua (Commbank Stadium)  
First match v Moana Pasifika (Mt Smart Stadium)





# WARATAHS WOMEN'S REPORT

The NSW Waratahs Womens continued their dominance over the Australian rugby union teams throughout the Buildcorp Super W competition in 2022, remaining once again undefeated. 2022 saw the introduction of Fijian Drua to the competition, although the Waratahs Women were looking to make it five championships in a row, they ran into a very impressive Fijian Drua team in the Super W Final.

The Buildcorp Super W season begun with a round 1 clash against our southern rivals the ACT Brumbies down in Canberra, the Brumbies were a strong opponent with Ashleigh Hewson a previous NSW player joining up with the Brumbies for the season and showing once again that she is a class act scoring two conversions and a penalty goal. However, Mahalia Murphy shone bright throughout the second half of the game scoring three tries back-to-back to secure the 31-17 win.

Mahalia continued to shine throughout the season and was named best back, scoring ten tries in five matches and was the leading try scorer in Super W.

The NSW Waratahs held off the Rebels, Western Force and Queensland in convincing wins with the closest opponent coming within 14 points of the Waratahs.

The NSW Waratahs had six debutants during the 2022 season, with one of those debutants being Natalie Delamere a New Zealander who came to the Waratahs as an injury cover contract, who was then recognised by NZ selectors and picked in the Black Ferns World Cup Squad.

The Super W competition began to grow with the addition of an international side in Fijian Drua, who were based out of NSW during

the competition. The Waratahs come up against a formidable Fijian opponent in the Final which was played at Super Round in Melbourne. Unfortunately Fiji was too strong for NSW and ended up running away with the win 32-26 to claim their first Super W title.

Tatum Bird named rookie of the year after joining the squad as a halfback but filling in on the wing and scoring two tries during her debut season.

Georgina Friedrichs named the Waratahs Women Player of the year and credited her success on the strength of the whole Waratahs squad.

The NSW Waratahs in 2022 made history once again scoring one hundred tries since 2018 and boasting fifty conversions since 2018. 18 Waratahs selected to represent the Wallaroos at the World Cup in NZ. The Wallaroos nearly upset NZ in their first match and followed that up with victories over Scotland and Wales. They went down to England in the quarter finals.



Photo: Getty Images



## MATCH I V BRUMBIES WOMEN

SATURDAY 5.3.2022 AT GIO STADIUM, CANBERRA

## NSW WARATAHS WOMEN 31

M Murphy 3, E Chancellor, P Duck tries; L Cramer 3 goals

## BRUMBIES WOMEN 17

J McCalman 2 tries; A Hewson 2 goals, pen.goal

### PLAYER

15. Lori Cramer\*  
14. Mahalia Murphy  
13. Georgina Friedrichs  
12. Katrina Barker ©  
11. Margot Vella  
10. Pauline Piliae  
9. Iliseva Batibasaga

### TALLY

3 goals  
3 tries

### PLAYER

8. Anita Faimasui Brown\*  
7. Emily Chancellor  
6. Piper Duck  
5. Atasi Lafai  
4. Kaitlan Leaney  
3. Eva Karpani  
2. Adiana Talakai  
1. Bridie O'Gorman

### TALLY

try  
try

### RESERVES

20. Grace Hamilton for Faimasui Brown at half-time  
17. Emily Robinson for Karpani after 51 mins  
23. Layne Morgan for Batibasaga after 60 mins  
16. Penelope Leiataua for Talakai after 69 mins  
22. Nicole Nathan for Friedrichs after 69 mins  
18. Faliki Pohiva for O'Gorman after 69 mins  
19. Sabine Blakeman for Lafai after 75 mins  
21. Georgina Tuipulotu for Vella after 75 mins

\*NSW Waratahs Women Super W Debut

Referee: Max Fulton



## MATCH 2 V WESTERN FORCE WOMEN

SUNDAY 13.3.2022 AT LEICHHARDT OVAL

## NSW WARATAHS WOMEN 31

M Murphy, M Vella, G Tuipulotu, B O'Gorman, F Pohiva tries; P Piliae 3 goals

## WESTERN FORCE WOMEN 14

A Hira-Hirangi, R Tuheke tries; N Ledington 2 goals

PLAYER	TALLY
15. Mahalia Murphy	try
14. Georgina Tuipulotu	try
13. Nicole Nathan	
12. Katrina Barker ©	
11. Margot Vella	try
10. Pauline Piliae	3 goals
9. Tatum Bird*	

### RESERVES

- 12. Katrina Barker sin-bin after 34 mins
- 22. Georgina Friedrichs for Barker after 49 mins
- 20. Ella Koster\* for Sio after 49 mins
- 17. Adiana Talakai for Leiataua after 49 mins
- 21. Iliseva Batibasaga for Bird after 60 mins
- 18. Faliki Pohiva for Robinson after 68 mins
- 19. Sabine Blakeman for Lafai after 72 mins
- 23. Layne Morgan for Tuipulotu after 72 mins
- 16. Chantelle Nettleton\* for O'Gorman after 72 mins

Referee: Jess Ling

PLAYER	TALLY
8. Anita Faimasui Brown	
7. Emily Chancellor	
6. Kaitlan Leaney	
5. Ana-Lise Sio	
4. Atasi Lafai	
3. Bridie O'Gorman	try
2. Penelope Leiataua	
1. Emily Robinson (vc)	
Res: 18. Faliki Pohiva	try



## MATCH 3 V MELBOURNE REBELS WOMEN

SATURDAY 19.3.2022 AT THE SYDNEY CRICKET GROUND

## NSW WARATAHS WOMEN 67

M Murphy 5, T Bird 2, M Vella, E Karpani, G Friedrichs, P Leiataua tries; P Piliae 6 goals

## MELBOURNE REBELS WOMEN 10

J Kareta 2 tries

PLAYER	TALLY
15. Mahalia Murphy	5 tries
14. Margot Vella	try
13. Georgina Friedrichs	try
12. Katrina Barker (vc)	
11. Tatum Bird	2 tries
10. Pauline Piliae	6 goals
9. Layne Morgan	

PLAYER	TALLY
8. Grace Hamilton ©	
7. Emily Chancellor	
6. Anita Faimasui Brown	
5. Kaitlan Leaney	
4. Atasi Lafai	
3. Bridie O'Gorman	
2. Adiana Talakai	
1. Emily Robinson	
Res: 18. Eva Karpani	try
Res: 16. Penelope Leiataua	try

### RESERVES

- 19. Sera Naiqama for Lafai after 20 mins
  - 18. Eva Karpani for Robinson at half-time
  - 21. Nicole Nathan for Barker after 56 mins
  - 17. Faliki Pohiva for O'Gorman after 57 mins
  - 20. Piper Duck for Naiqama after 61 mins
  - 23. Iliseva Batibasaga for Morgan after 63 mins
  - 22. Georgina Tuipulotu for Vella after 63 mins
  - 16. Penelope Leiataua for Talakai after 65 mins
- Referee: Jess Ling



## MATCH 4 V FIJIANA DRUA WOMEN

FRIDAY 1.4.2022 AT CBUS STADIUM, GOLD COAST

## NSW WARATAHS WOMEN 10

L Cramer, T Bird tries

## FIJIANA DRUA WOMEN 29

V Naikore, K Lomani, T Ravisa, R Laqeretabua, S Leweniqila tries; M Rokouono goal; V Naikore goal

PLAYER	TALLY
15. Arabella McKenzie	
14. Margot Vella	
13. Georgina Friedrichs	
12. Katrina Barker (vc)	
11. Lori Cramer	try
10. Pauline Piliae	
9. Iliseva Batibasaga	

PLAYER	TALLY
8. Grace Hamilton ©	
7. Emily Chancellor	
6. Piper Duck	
5. Sera Naiqama	
4. Kaitlan Leaney	
3. Bridie O’Gorman	
2. Adiana Talakai	
1. Emily Robinson	
Res: 21. Tatum Bird	try

### RESERVES

- 21. Tatum Bird for Piliae at half-time
- 17. Natalie Delamere\* for Talakai at half-time
- 18. Eva Karpani for Robinson after 50 mins
- 23. Layne Morgan for Batibasaga after 55 mins
- 22. Nicole Nathan for Barker after 66 mins
- 16. Faliki Pohiva for O’Gorman after 67 mins
- 19. Sabine Blakeman for Leaney after 71 mins
- 20. Ana-Lise Sio for Naiqama after 71 mins

\*NSW Waratahs Women Super W Debut

Referee: Amber McLachlan



## MATCH 5 V QUEENSLAND WOMEN

SATURDAY 9.4.2022 AT ERIC TWEEDALE STADIUM, GRANVILLE

## NSW WARATAHS WOMEN 46

N Delamere 2, M Vella 2, G Friedrichs, I Batibasaga, S Naiqama, P Duck tries; A McKenzie 2 goals; P Piliae goal

## QUEENSLAND WOMEN 0

### PLAYER

PLAYER	TALLY
15. Lori Cramer	
14. Margot Vella	2 tries
13. Georgina Friedrichs	try
12. Katrina Barker (vc)	
11. Tatum Bird	
10. Arabella McKenzie	2 goals
9. Iliseva Batibasaga	try

### RESERVES

- 22. Nicole Nathan for Cramer at half-time
- 21. Pauline Piliae for Barker after 45 mins
- 18. Eva Karpani for Robinson after 47 mins
- 23. Layne Morgan for Batibasaga after 49 mins
- 19. Sabine Blakeman for Leaney after 58 mins
- 17. Faliki Pohiva for O'Gorman after 58 mins
- 20. Ana-Lise Sio for Chancellor after 59 mins
- 16. Penelope Leiataua for Delamere after 63 mins
- 3. Bridie O'Gorman for Pohiva after 73 mins (HIA)

Referee: Tyler Miller

### PLAYER

PLAYER	TALLY
8. Grace Hamilton ©	
7. Emily Chancellor	
6. Piper Duck	try
5. Sera Naiqama	try
4. Kaitlan Leaney	
3. Bridie O'Gorman	
2. Natalie Delamere	2 tries
1. Emily Robinson	
Res: 21. Pauline Piliae	goal



## MATCH 6 V QUEENSLAND WOMEN (SUPER W SEMI FINAL)

THURSDAY 14.4.2022 AT ERIC TWEEDALE STADIUM, GRANVILLE

## NSW WARATAHS WOMEN 36

G Hamilton, M Murphy, T Bird, N Delamere, M Vella, K Leaney tries; A McKenzie goal; L Cramer 2 goals

## QUEENSLAND WOMEN 0

### PLAYER

PLAYER	TALLY
15. Mahalia Murphy	try
14. Margot Vella	try
13. Nicole Nathan	
12. Georgina Friedrichs	
11. Tatum Bird	try
10. Arabella McKenzie	goal
9. Iliseva Batibasaga	

### RESERVES

- 22. Lori Cramer for Murphy at half-time
  - 18. Bridie O'Gorman for Karpani after 45 mins
  - 16. Penelope Leiataua for Robinson after 52 mins
  - 23. Layne Morgan for Batibasaga after 55 mins
  - 21. Pauline Piliae for McKenzie after 55 mins
  - 19. Sabine Blakeman for Naiqama after 64 mins
  - 3. Eva Karpani for Leiataua after 64 mins
  - 17. Adiana Talakai for Delamere after 64 mins
  - 20. Ella Koster for Chancellor after 68 mins
- Referee: Amber McLachlan

### PLAYER

PLAYER	TALLY
8. Grace Hamilton ©	try
7. Emily Chancellor	
6. Piper Duck	
5. Sera Naiqama	
4. Kaitlan Leaney	try
3. Eva Karpani	
2. Natalie Delamere	try
1. Emily Robinson	
Res: 22. Lori Cramer	2 goals





## MATCH 7 V FIJIANA DRUA (SUPER W FINAL)

SATURDAY 23.4.2022 AT AAMI PARK, MELBOURNE

## NSW WARATAHS WOMEN 26

N Delamere 3, E Karpani tries; L Cramer 3 goals

## FIJIANA DRUA WOMEN 32

V Naikore 3, R Radiniyavuni, K Lomani, T Ravisa tries; V Naikore goal

### PLAYER

15. Mahalia Murphy  
14. Margot Vella  
13. Georgina Friedrichs  
12. Pauline Piliae  
11. Lori Cramer  
10. Arabella McKenzie  
9. Iliseva Batibasaga

### TALLY

3 goals

### RESERVES

18. Eva Karpani for Robinson after 54 mins  
23. Layne Morgan for Batibasaga after 75 mins  
16. Faliki Pohiva Not Used  
17. Adiana Talakai Not Used  
19. Sabine Blakeman Not Used  
20. Ella Koster Not Used  
21. Nicole Nathan Not Used  
22. Tatum Bird Not Used

Referee: Tyler Miller

### PLAYER

8. Grace Hamilton ©  
7. Emily Chancellor  
6. Piper Duck  
5. Sera Naiqama  
4. Kaitlan Leaney  
3. Bridie O'Gorman  
2. Natalie Delamere  
1. Emily Robinson  
Res: 18. Eva Karpani

### TALLY

3 tries

try

# 2022 NSW WARATAHS WOMEN'S AWARDS

## NSW WARATAHS WOMEN ROOKE OF THE YEAR

Tatum Bird

## NSW WARATAHS WOMEN BEST FORWARD

Emily Chancellor

## NSW WARATAHS WOMEN BEST BACK

Mahalia Murphy

## WARATAHS WOMENS PLAYER OF THE YEAR

Georgina Friedrichs



Photo: NSW Rugby Media

# 2022 NSW WARATAHS WOMEN'S MILESTONES

## DEBUTANTS

Lori Cramer v Brumbies (GIO Stadium)  
Anita Faimasui Brown v Brumbies (GIO Stadium)  
Tatum Bird v Western Force (Leichhardt Oval)  
Ella Koster v Western Force (Leichhardt Oval)  
Chantelle Nettleton v Western Force (Leichhardt Oval)  
Natalie Delamere v Fijiana Drua (Cbus Stadium)

## SUPER W RECORDS

10 NSW Caps

Ana-Lise Sio v Western Force (Leichhardt Oval)  
Eva Karpani v Melbourne Rebels (Sydney Cricket Ground)  
Mahalia Murphy v Melbourne Rebels (Sydney Cricket Ground)  
Bridie O'Gorman v Melbourne Rebels (Sydney Cricket Ground)  
Layne Morgan v Fijiana Drua (Cbus Stadium)  
Pauline Piliae v Fijiana Drua (Cbus Stadium)  
Adiana Talakai v Fijiana Drua (Cbus Stadium)  
Georgina Friedrichs v Queensland (Eric Tweeddale Stadium)  
Piper Duck v Queensland (Eric Tweeddale Stadium – Semi Final)  
Kaitlan Leaney v Fijiana Drua (AAMI Park – Final)  
Margot Vella v Fijiana Drua (AAMI Park – Final)

20 NSW Caps

Grace Hamilton v Fijiana Drua (Cbus Stadium)  
Katrina Barker v Queensland (Eric Tweeddale Stadium)  
Iliseva Batibasaga v Queensland (Eric Tweeddale Stadium)  
Emily Robinson v Fijiana Drua (AAMI Park – Final)

10 NSW Tries

Mahalia Murphy v Melbourne Rebels (Sydney Cricket Ground)

20 NSW Conversions

Arabella McKenzie v Queensland (Eric Tweeddale Stadium – Semi Final)

50 NSW Points

Mahalia Murphy v Melbourne Rebels (Sydney Cricket Ground)

## **INDIVIDUAL SUPER W RECORDS SET IN 2022**

Grace Hamilton most caps (23)

Iliseva Batibasaga 2nd most caps (22)

Katrina Barker & Emily Robinson equal 3rd most caps (20)

Emily Chancellor 5th most caps (19)

Sera Naiaqama 6th most caps (16)

Arabella McKenzie 7th most caps (15)

Eva Karpani & Bridie O’Gorman equal 8th most caps (14) with Evelyn

Horomia, Chloe Leaupepe & Fi Jones

Emily Robinson most capped prop (20)

Pauline Piliae most capped flyhalf (11)

Mahalia Murphy 2nd most tries (14)

Mahalia Murphy 3rd most points (70)

Mahalia Murphy most tries in a match (5) v Melbourne Rebels (Sydney Cricket Ground)

Mahalia Murphy most points in a match (25) v Melbourne Rebels (Sydney Cricket Ground)

Mahalia Murphy equal most tries in a season (10) with Maya Stewart in 2020

Mahalia Murphy equal most points in a season (50) with Maya Stewart in 2020

Ella Koster youngest on debut (16y 7m 28d) v Western Force (Leichhardt Oval)

Anita Faimasui Brown 4th youngest on debut (18y 8m 8d) v Brumbies (GIO Stadium)

Katrina Barker 5th captain v Brumbies (GIO Stadium)

Grace Hamilton most caps as captain (10)

Grace Hamilton equal most wins as captain (9) with Ash Hewson

## TEAM SUPER W RECORDS SET IN 2022

Most tries in a match (11) v Melbourne Rebels (Sydney Cricket Ground)

Most tries in a match v Queensland (8) at Eric Tweeddale Stadium

Most tries in a season (41)

Most conversions in a season (21)

Most points in a season (247)

Highest score (67) v Melbourne Rebels (Sydney Cricket Ground)

Equal biggest win (67-10) v Melbourne Rebels (Sydney Cricket Ground)  
with 57-0 v Melbourne Rebels in 2018

Biggest win v Queensland (46-0) at Eric Tweeddale Stadium

Equal most regular season wins (4) with 2018, 2019 & 2020

100 Tries since 2018

50 Conversions since 2018

First match v Fijiana Drua (Cbus Stadium)



Photo: Getty Images



# COMMUNITY REPORT

# NSW COMMUNITY RUGBY

Following two Covid interrupted seasons, 2022 promised a return to pre-covid rugby. However, the first quarter of the year was still impacted by Covid with School visits, player appearances, gala days and camps all being hampered. With the exception of Far North Coast and Illawarra who were significantly impacted by flooding all Community competitions got underway on time. Unfortunately, the wet weather continued with NSW experiencing the wettest year on record which caused disruption to most competitions across the state. Once again this tested our volunteers who on the back of two Covid years now had to contend with training and match deferrals, cancellations and changes across the season.

NSW Rugby Union Clubs, players, referees, volunteers and coaches showed incredible resilience for a third consecutive season. It was arguably a busier time for club officials who were dealing with the ongoing uncertainty brought on by the constant wet weather and on behalf of NSWRU we thank all those who have worked tirelessly to ensure that games have continued.

Traditional Club XV player numbers increased from 2021. However, this number is still 2.5% down on pre-covid registrations. NSWRU continues to work hard to ensure a return to pre-covid participation levels. Pleasingly, regular registered female participation continues to climb with increases in school and club competitions.

Complimentary membership for all registered junior players to all NSW Waratah home games continued in 2022. With the \$100 NSW Government Active Kids Voucher a welcome relief for families using it to offset their junior registrations.

Every Rugby club in the State were given \$1000 Covid Recovery grants by the NSW Government in an effort to defray costs and help restart clubs post covid.

Once all Super Rugby bio-security restrictions were wound back Waratah player appearances restarted in April after an absence of over two years. Pleasingly over 300 hours of appearances took place across the State including a Junior Club Blitz in Sydney.

After a two year hiatus 6406 school students participated in the 5 week 'Get into Rugby' program.

Thanks to The Rugby Club Foundation (TRCF) for their continued support of the NSW Development Officer program, which sees Development Officer's appointed in the Mid North Coast, Far North Coast, Illawarra and Sydney regions. TRCF provided over \$500,000 in support across 36 grassroots initiatives throughout 2022. This generous support ensures a wide variety of new initiatives are undertaken to grow the game and ensure costs are kept to a minimum.

Thanks to all the volunteers including the coaches, club administrators, referees, referee coaches as well as affiliate committee's who strive to ensure that everyone has access to rugby in a safe and enjoyable environment.



Photo: John Flitcroft / Flitty Images



# HIGHLIGHTS OF 2022

- Rugby streaming -
  - All six Shute Shield games were streamed live weekly on Stan with free to air opportunities during the minor premiership and finals series with finals on Channel 9 free to air.
  - 1596 games were live streamed on NSW Rugby TV covering Suburban Rugby, Jack Scott Cup Women, as well as Junior, School and Country Representative fixtures. It not only provides more rugby content to fans of the game, but also provides commercial opportunities with 4.4 million minutes views across the year.
- 20 Participants completed their Level 3 Emerging Coach Talent Program with an additional 20 coaches starting their Level 3 journey in October.
- SmartRugby coaching was at record levels with over 90% compliance.
- With a lag in Mini registrations (U6s to U9s) since Covid, four mini gala festivals were held in Sydney across November with a view to boosting mini registrations for 2023. Over 400 new players participated in these events.
- Over 20 Free School Holiday Camps were undertaken in Central West, Western Plains and Central North.
- The Sydney junior girls XVs competition doubled in numbers with 16 teams now participating across three age groups.
- NSW Rugby Union U13, U15 and U17s 7s State Championships were held in Forster in November. A new U11s event was also held in conjunction with the 13s. The Championships were a finalist in the Sport NSW Event of the Year.
- Harry Maniatis (Canterbury Rugby Club) was awarded Rugby Australia's Volunteer of the Year. Michele Biet (Sydney Juniors) was awarded the Sport NSW Volunteer Director of the Year. Tony Rudd (Central Coast) awarded NSW Sport Distinguished Long Service Award. Congratulations to these individuals.

# COMPETITIONS

COMPETITION	BY THE NUMBERS	WINNERS
<b>State 7s Championships</b> (13s, U15s and U17s boys and girls only)	+80 teams	U13 Girls: Central Coast U13 Boys: Warringah U15 Girls: Western Sydney U15 Boys: Gordon U17 Girls: Manly U17 Boys: Manly
<b>State Junior Championships</b>	187 teams	U12 boys: Manly & Western Sydney U13 boys: Warringah U14 boys: Two Blues U14 girls: Manly U15 boys: Gordon U16 boys: Randwick U16 girls: Coomera U18 boys: Eastwood U18 girls: Sydney University
<b>NSW Country Championships</b>	20 teams	Caldwell Cup: Central Coast Richardson Shield: Central North Thomson Cup: Central West Rowland Cup Colts: Central West

COMPETITION	BY THE NUMBERS	WINNERS
Suburban Finals	17 Cups	Kentwell Cup: Woollahra Colleagues
Sydney Women's Rugby	8 teams	Jack Scott Cup: Gordon
Sydney Rugby Union	7 Cups	Shute Shield: Sydney University
Primary and Secondary School 7s	Zone Gala Days only due to Covid	Not Awarded
NSW Schools 16s Champions		Presidents XV
Waratah Shield		Hunter Valley Grammar School
National 7s Championships		Boys U17s: NSW Premiers Girls U17s: NSW Runners-up



# COUNTRY RUGBY UNION RESULTS

## **Central Coast**

Premier 1 - Terrigal  
Premier 2 – The Lakes  
Presidents Cup – Avoca Beach  
Women's 10's – Avoca Beach

## **Central North**

1st Grade - Narrabri Blue Boars  
2nd Grade – Tamworth Pirates  
Women's 10's – Tamworth Pirates

## **Central West**

*Blowes Cup*  
1st Grade – Bathurst Bulldogs  
2nd Grade – Bathurst Bulldogs  
3rd Grade – Dubbo Roos  
Colts – Dubbo Roos  
Westfund Ferguson Cup (Women) – Dubbo Roos  
*New Holland*  
1st Grade – Parkes Boars  
2nd Grade – Dubbo Rhinos  
Westfund North Cup (Women) – Mudgee Wombats  
Southwest Fuels Cup – Young Yabbies  
Westfund South West Cup (Women) – Harden She-Devils  
Oils Plus North Cup – Molong Magpies & Coonabarabran

## **Far North Coast**

1st Grade – Wollongbar Alstonville  
2nd Grade – Richmond Range  
President's Cup – Wollongbar Alstonville  
Women's Division – Lismore City

## **Hunter**

Premier 1 – Mereweather Carlton RC

Premier 2 – Wanderers RUFC

Premier 3 - Mereweather Carlton RC

Women's XVs – Wanderers RUFC

Divisional – Cooks Hill RC

Friday Night 4s – Wanderers RUFC

## **Illawarra**

1st Grade – Shoalhaven RUFC

2nd Grade – Campbelltown Harlequins

7's Country Cup – Kiama RUFC

Rugby 7's Bowl – Shoalhaven RUFC

## **Mid North Coast**

*Upper MNC*

1st Grade – Hastings Valley

Women's 10's – Coffs Harbour Snappers

Men's Reserves – Port Macquarie Pirates

*Lower MNC*

1st Grade – Wallamba Bulls

Women's 10's – Manning River Ratz

## **New England**

1st Grade – St Alberts College RUFC

2nd Grade - St Alberts College RUFC

3rd Grade - St Alberts College RUFC

Women's XV - St Alberts College RUFC

## **Western Plains**

1st Grade – Walgett Rams

Womens Tag – Walgett Ewes



# SYDNEY RUGBY UNION RESULTS

## GRAND FINALS

**3rd September 2022**

**Leichhardt Oval**

Charter Hall Shute Shield

Sydney University 26 Gordon 19

Colin Caird Shield

Sydney University\* 21 Eastern Suburbs 25

W McMahon Shield

Eastern Suburbs 20 Manly 18

## PRELIMINARY FINALS

**28th August 2022**

**Pittwater Rugby Park**

Charter Hall Shute Shield

Sydney University 10 Eastwood 9

Charter Hall Shute Shield

Northern Suburbs\* 13 Gordon 23

Colin Caird Shield

Eastern Suburbs 31 Eastwood 21

Colin Caird Shield

Sydney University 28 Randwick 21

**28th August 2022**

**Coogee Oval**

W McMahon Shield

Randwick 17 Eastern Suburbs 21

**28th August 2022**

**Pittwater Rugby Park**

W McMahon Shield

Manly 23 Eastwood 12

## SEMI FINALS

### 20th August 2022

Charter Hall Shute Shield

Colin Caird Shield

### 21st August 2022

Charter Hall Shute Shield

Colin Caird Shield

### 20th August 2022

W McMahon Shield

### 21st August 2022

W McMahon Shield

### North Sydney Oval

Manly 26 Eastwood 32

Northern Suburbs 17 Eastwood 27

### Coogee Oval

Randwick 23 Gordon 24

Randwick 32 Manly 29

### Pittwater Rugby Park

Eastern Suburbs 39 Gordon 14

### SUFC No 2

Sydney University\* 15 Eastwood 30

## QUALIFYING FINALS

### 13th August 2022

Charter Hall Shute Shield

W McMahon Shield

### 13th August 2022

Charter Hall Shute Shield

W McMahon Shield

### 13th August 2022

Charter Hall Shute Shield

Colin Caird Shield

### 13th August 2022

W McMahon Shield

### 14th August 2022

Charter Hall Shute Shield

Colin Caird Shield

### 14th August 2022

Colin Caird Shield

Colin Caird Shield

W McMahon Shield

### North Sydney Oval

Northern Suburbs 34 Manly 27

Warringah 18 Gordon 26

### SUFC No 2

Sydney University 31 Randwick 29

Sydney University 17 Randwick 21

### Eric Tweedale Stadium

Eastwood 36 Eastern Suburbs 23

Two Blues 24 Eastwood 31

### Coogee Oval

Eastern Suburbs 15 Manly 17

### Pittwater Rugby Park

Warringah 20 Gordon 36

Eastern Suburbs 39 Randwick 24

### Chatswood Oval

Manly 26 Gordon 18

Sydney University 66 Northern Suburbs 12

Eastwood 43 West Harbour 10

\* Minor Premiers

# SYDNEY RUGBY UNION RESULTS

## OTHER GRADE FINALS

### GRAND FINALS

**27th August 2022**

**Coogee Oval**

J R Henderson Shield (3G)

Eastern Suburbs\* 13 Randwick 13 (Joint Premiers)

J R Henderson Cup (4G)

Randwick 9 Sydney University 24

Shell Trophy (2C)

Warringah 17 Randwick 24

Bill Simpson Shield (3C)

Sydney University\* 10 Eastern Suburbs 11

### SEMI FINALS

**20th August 2022**

**North Sydney Oval**

J R Henderson Shield (3G)

Eastern Suburbs 43 Northern Suburbs 5

J R Henderson Cup (4G)

Northern Suburbs 12 Sydney University 46

**20th August 2022**

**Pittwater Rugby Park**

Shell Trophy (2C)

Eastern Suburbs\* 21 Warringah 24

Bill Simpson Shield (3C)

Randwick 7 Eastern Suburbs 45

**21st August 2022**

**Coogee Oval**

J R Henderson Shield (3G)

Sydney University 34 Randwick 35

J R Henderson Cup (4G)

Southern Districts\* 10 Randwick 18

**21st August 2022**

**SUFC No 2**

Shell Trophy (2C)

Randwick 29 Sydney University 17

Bill Simpson Shield (3C)

Sydney University 30 Manly 6



## QUALIFYING FINALS

### 13th August 2022

J R Henderson Shield (3G)

J R Henderson Cup (4G)

### 13th August 2022

Henderson Shield

Bill Simpson Shield (3C)

### 13th August 2022

J R Henderson Shield (3G)

J R Henderson Cup (4G)

### 13th August 2022

Shell Trophy (2C)

Bill Simpson Shield (3C)

Bill Simpson Shield (3C)

### 14th August 2022

JR Henderson Cup (4G)

Shell Trophy (2C)

### 14th August 2022

Shell Trophy (2C)

### North Sydney Oval

Randwick 28 Northern Suburbs 10

Randwick 10 Northern Suburbs 13

### SUFC No 2

Sydney University 28 Manly 21

Sydney University 27 Eastwood 0

### Eric Tweedale Stadium

Eastern Suburbs 36 Eastwood 13

Southern Districts 22 Two Blues 17

### Coogee Oval

Manly 13 Randwick 43

Manly 5 Eastern Suburbs 25

Randwick 20 Warringah 10

### Pittwater Rugby Park

Eastern Suburbs 14 Sydney University 27

Warringah 10 Sydney University 32

### Chatswood Oval

Eastern Suburbs 43 Eastwood 24

\* Minor Premiers



Photo: Karen Watson

# 2022 KEN CATCHPOLE AWARDS NIGHT WINNERS

## **KEN CATCHPOLE MEDAL**

Max Douglas

## **DAVID BROCKHOFF MEDAL - COACH OF THE YEAR**

Sean Hedger/Scott Coleman

## **DICK BYRES MEDAL - REFEREE OF THE YEAR**

David Conway

## **ROOKIE OF THE YEAR**

Conor Hickey

## **CHARTER HALL COMMUNITY SPIRIT AWARD**

Chris Hedge

## **ROSCOE FAY TROPHY - HIGHEST POINTS SCORER**

Reece MacDonald

## **HIGHEST TRY SCORER**

Phillip Bradford

## **E S MARKS SHIELD SHUTE SHIELD MINOR PREMIERS**

Northern Suburbs

## **SIR RODEN CUTLER SHIELD**

Randwick

## **GREGOR GEORGE TROPHY CLUB CHAMPIONSHIP**

Reece MacDonald

## **HIGHEST TRY SCORER**

Sydney University

## **ERIC SPILSTED SHIELD**

Sydney University

## **JEFFREY SAYLE CUP**

Sydney University





# SUBURBAN RUGBY UNION RESULTS

## DIVISION 1

Kentwell Cup: Colleagues  
Burke Cup: Waverley  
Barbour (Colts): Waverley  
Whiddon: Waverley  
Judd: Blue Mountains  
Sutherland: Mosman

## DIVISION 2

Barraclough: Newport  
Stockdale: Lindfield  
Robertson (Colts): Lindfield  
Blunt: Hills  
Richardson: UNSW

## DIVISION 4

Mclean: Sydney Harbour  
Grose: Redfield  
Walker: Not contested

## DIVISION 5

Jeffrey: Menai  
Noice: Not contested  
Meldrum: Wakehurst  
Radford: Colleagues



Photo: Nat Sports Media



# NSW POSITIVE RUGBY FOUNDATION REPORT



# NSW POSITIVE RUGBY FOUNDATION

The NSW Positive Rugby Foundation was established in 2017 as the official charity and social impact program and the official fundraising vehicle for NSW Rugby, raising funds through Private Coterie groups as well as Government, Corporate and Philanthropic partnerships. Our vision is to utilise rugby's unique values, qualities, and characteristics to make a positive difference to people and communities.

Post Covid and on behalf of our Coterie Members & Corporate Partners we have invested \$850,000 in 2022 towards our 'Rugby For Good' and Waratahs programs. None of this would have been possible if it wasn't for our generous supporters and donors – thank you.

2022 has been a successful year for the Foundation. We continued to develop our 'Rugby For Good' programs:

- Schools & Juniors
- NSW Rugby's Waratah Youth Scholarships
- Mental Health – Start Talkin, Get Talkin, Keep Talkin
- NSW Rugby For Good Far West Schools Program – Dubbo,
- Rugby - Tackle Life

We also launched our Waratahs 1st XV Coterie membership, which has significantly increased our funding to support Girls & Women's Rugby and doubling our investment in Community/Grassroots Rugby.

I would like to thank the NSW Positive Rugby Foundation Advisory Committee – Chair Kerry Chikarovski, James Godfrey, Brad Harrison, Angus Wilson, Ryan Holloway, Arvind David and Hayden Rorke for their advice and support.

If you would like to learn more about the NSW Positive Rugby Foundation, please contact:

Peter Murphy, General Manager

E: [Peter.murphy@rugby.nsw](mailto:Peter.murphy@rugby.nsw)

M: 0405 975 909

# OBITUARIES

NSWRugbyWaratahs would like to acknowledge the following players who represented NSW Waratahs, and sadly passed away in 2022:

Col Orr	1 cap	1953
Bruce Galea	1 cap	1958
Barry Lumsdaine	1 cap	1958
Don Lisle	8 caps	1950-51
Dave Bowtell	1 cap	1953
David Emanuel	7 caps	1955-59
John Marron	1 cap	1948
Warwick Hammond	5 caps	1960
John Dart	1 cap	1950
Bruce Dalton	3 caps	1965-67
Bob Grayson	1 cap	1958
Bob Outterside	7 caps	1953-59
Jim Lenehan	21 caps	1958-67
Graeme Morgan	1 cap	1964
Ross Latham	1 cap	1965





WAYNE PEARCE HILL

WARATAHS	HURRICANES	40:00
TRIES 2	TRIES 1	
GOALS 1	GOALS 1	
PP GOALS 1	PP GOALS 1	
POINTS 15	POINTS 15	

BAR

RUGBY  
FOR THE LOVE OF  
SINCE 1878

SHOP.NSW.RUGBY

SHOP.NSW.RUGBY

# FINANCIAL REPORT



Your directors present their report on the consolidated entity consisting of New South Wales Rugby Union Ltd and the entities it controlled at the end of, or during, the year ended 31 December 2022. Throughout the report, the consolidated entity is referred to as the Group. New South Wales Rugby Union Ltd is deemed to control NSW Waratahs Limited and its subsidiary, Waratahs Rugby Pty Ltd as a result of a change in the entities constitutions with effect from 1 January 2019.

### **Directors**

The following persons held office as directors of New South Wales Rugby Union Ltd during the financial year:

Anthony Crawford  
Kerry Chikarovski (resigned 30/09/2022)  
John Morrison  
Katrina Rathie  
David Harrison  
Warwick Negus  
Luke Stephen  
Andrew Hutton  
Philip Garling  
Richard Harry  
Sally Fielke (appointed 05/10/2022)

### **Principal activities**

The principal activities of the Group during the financial year were the organisation, development and promotion of the game of rugby union in the State of New South Wales and the business operations and management of a professional rugby union team.

### **Review of operations**

The profit from ordinary activities amounted to \$217,387 (2021 profit: \$140,168).

### **Significant changes in the state of affairs**

On 9 December 2022 the construction of the NSW Rugby high performance centre achieved practical completion. The high-performance centre was funded by a grant from the NSW Government. Upon completion of the building \$18m of grant income has been recognised in the Consolidated statement of comprehensive income.

Upon practical completion NSW Rugby entered into a lease and collaboration agreement with the University of NSW to use the grounds on which the high-performance centre. As a result of the terms of these agreements the NSW Rugby control of the high-performance centre is transferred to the University of NSW and as a result the \$16.4m of capitalised costs have been transferred to the Consolidated statement of comprehensive income.

A right of use asset and lease liability has been recognised in the Consolidated balance sheet to recognise NSW Rugby's lease of the University of NSW land.

### **Event since the end of the financial year**

No matter or circumstance has arisen since 31 December 2022 that has significantly affected the Company's operations, results, or state of affairs, or may do so in future years.

### **Likely developments and expected results of operations**

Further information on likely developments in the operations of the Group and the expected results of operations have not been included in this annual report because the directors believe it would be likely to result in unreasonable prejudice to the Group.

### **Environmental regulation**

The Group is not affected by any significant environmental regulation in respect of its operations.

**Limited by guarantee**

The Company is a company limited by guarantee. In the event of the Company being wound up each member is liable to contribute to the debts of the Company incurred whilst they were a member or within one year from them ceasing to be member, or for the purpose of adjusting the rights of the contributors amongst themselves, such amount as may be required not exceeding \$10.

**Insurance of officers**

During the financial year, New South Wales Rugby Union Ltd has paid premium in respect of directors' and officers' liability for legal expenses and insurance contracts for the year ended 31 December 2022. Such insurance contracts insure against certain liability (subject to specific exclusions) persons who are or have been directors or executive officers of the Company.

The directors have not included details of the nature of the liabilities covered or the amount of the amount of the premiums paid in respect of the directors' and officers' liability and legal expenses insurance contracts, as such disclosure is prohibited under the terms of the contract.

**Proceedings on behalf of the company**

No person has applied to the Court under section 237 of the *Corporations Act 2001* for leave to bring proceedings on behalf of the Company, or to intervene in any proceedings to which the Company is a party, for the purpose of taking responsibility on behalf of the Company for all or part of those proceedings.

No proceedings have been brought or intervened in on behalf of the Company with leave of the Court under section 237 of the *Corporations Act 2001*.

**Auditor's independence declaration**

A copy of the auditor's independence declaration as required under section 307C of the *Corporations Act 2001* is set out on page 3.

This report is made in accordance with a resolution of directors.



Anthony Crawford  
Director

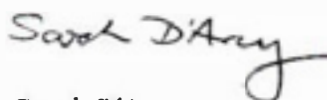
Sydney  
14 April 2023

## Auditor's Independence Declaration

As lead auditor for the audit of New South Wales Rugby Union Ltd for the year ended 31 December 2022, I declare that to the best of my knowledge and belief, there have been:

- (a) no contraventions of the auditor independence requirements of the *Corporations Act 2001* in relation to the audit; and
- (b) no contraventions of any applicable code of professional conduct in relation to the audit.

This declaration is in respect of New South Wales Rugby Union Ltd and the entities it controlled during the period.



Sarah D'Arcy  
Partner  
PricewaterhouseCoopers

Sydney  
14 April 2023

PricewaterhouseCoopers, ABN 52 780 433 757  
One International Towers Sydney, Watermans Quay, Barangaroo, GPO BOX 2650, SYDNEY NSW 2001  
T: +61 2 8266 0000, F: +61 2 8266 9999, [www.pwc.com.au](http://www.pwc.com.au)  
Level 11, 1PSQ, 169 Macquarie Street, Parramatta NSW 2150, PO Box 1155 Parramatta NSW 2124  
T: +61 2 9659 2476, F: +61 2 8266 9999, [www.pwc.com.au](http://www.pwc.com.au)

Liability limited by a scheme approved under Professional Standards Legislation.

# New South Wales Rugby Union Ltd

ABN 70 000 222 711

## Annual report - 31 December 2022

### Contents

Financial statements  
Consolidated statement of comprehensive income  
Consolidated balance sheet  
Consolidated statement of changes in equity  
Consolidated statement of cash flows  
Notes to the consolidated financial statements  
Directors' declaration  
Independent auditor's report to the members

These financial statements are the consolidated financial statements of the consolidated entity consisting of New South Wales Rugby Union Ltd and its subsidiaries. A list of subsidiaries is included in note 22. The financial statements are presented in the Australian dollar (\$).

New South Wales Rugby Union Ltd is a Company limited by guarantee, incorporated and domiciled in Australia. Its registered office and principal place of business is:

David Phillips Sports Complex  
Corner of Cook and Gwea Avenue  
Daceyville NSW 2032

A description of the nature of the consolidated entity's operations and its principal activities is included in the Directors' report on pages 1-2, which are not part of these financial statements.

The financial statements were authorised for issue by the directors on 10 April 2022. The directors have the power to amend and reissue the financial statements.

**New South Wales Rugby Union Ltd**  
**Consolidated statement of comprehensive income**  
**For the year ended 31 December 2022**

	Notes	<b>Consolidated 2022 \$</b>	Consolidated 2021 \$
Revenue from contracts with customers	3	<b>18,094,919</b>	17,000,824
Other income	4	<b>19,172,028</b>	1,043,522
Professional rugby expenses		<b>(13,478,556)</b>	(12,312,692)
Premiership rugby expenses		<b>(926,557)</b>	(510,706)
Community rugby expenses		<b>(3,524,443)</b>	(2,415,387)
Corporate expenses		<b>(874,033)</b>	(997,452)
Centre of Excellence expenses		<b>(17,181,858)</b>	(541,727)
Positive Rugby Foundation		<b>(491,698)</b>	(465,651)
Depreciation and amortisation expenses	5	<b>(633,388)</b>	(669,880)
<b>Operating profit/(loss)</b>		<b>156,415</b>	<b>130,851</b>
Finance income	6	<b>81,605</b>	37,178
Finance costs	6	<b>(20,633)</b>	(27,861)
<b>Finance income – net</b>		<b>60,972</b>	<b>9,317</b>
<b>Profit/(loss) for the year</b>		<b>217,387</b>	<b>140,168</b>
<b>Other comprehensive income</b>			
<b>Other comprehensive income/(loss) for the year, net of tax</b>		<b>-</b>	<b>-</b>
<b>Total comprehensive income/(loss) for the year</b>		<b>217,387</b>	<b>140,168</b>

*The above consolidated statement of comprehensive income should be read in conjunction with the accompanying notes.*

**New South Wales Rugby Union Ltd**  
**Consolidated balance sheet**  
**As at 31 December 2022**

	Notes	Consolidated 2022 \$	Consolidated 2021 \$
<b>ASSETS</b>			
<b>Current assets</b>			
Cash and cash equivalents	7	7,177,668	7,559,264
Trade receivables	8	2,457,605	636,513
Financial assets at amortised cost		-	-
Other current assets	9	4,420,200	5,994,877
<b>Total current assets</b>		<b>14,055,473</b>	<b>14,190,654</b>
<b>Non-current assets</b>			
Property, plant and equipment	10	39,864	4,774,962
Right-of-use assets	11	10,316,095	605,252
Intangible assets	12	73,216	62,266
<b>Total non-current assets</b>		<b>10,429,174</b>	<b>5,442,480</b>
<b>Total assets</b>		<b>24,484,647</b>	<b>19,633,134</b>
<b>LIABILITIES</b>			
<b>Current liabilities</b>			
Lease liabilities	11	357,827	550,009
Trade and other payables	13	3,048,098	1,482,326
Employee benefit obligations	15	680,186	457,277
Deferred revenue and other income	16	4,232,291	10,751,214
<b>Total current liabilities</b>		<b>8,318,402</b>	<b>13,240,826</b>
<b>Non-current liabilities</b>			
Lease liabilities	11	9,963,322	109,009
Provisions	14	-	300,000
Employee benefit obligations	15	24,919	22,682
Deferred revenue and other income	16	2,000,000	2,000,000
<b>Total non-current liabilities</b>		<b>11,988,241</b>	<b>2,431,691</b>
<b>Total liabilities</b>		<b>20,306,642</b>	<b>15,672,517</b>
<b>Net assets</b>		<b>4,178,005</b>	<b>3,960,617</b>
<b>EQUITY</b>			
Accumulated surplus	17	4,178,005	3,960,617
<b>Total equity</b>		<b>4,178,005</b>	<b>3,960,617</b>

*The above consolidated balance sheet should be read in conjunction with the accompanying notes.*

**New South Wales Rugby Union Ltd**  
**Consolidated statement of changes in equity**  
**For the year ended 31 December 2022**

	Notes	<b>Accumulated surplus \$</b>
<b>Balance at 1 January 2021</b>		3,820,449
Profit for the year		140,168
<b>Total comprehensive income for the year</b>		<b>140,168</b>
<b>Balance at 31 December 2021</b>		<b>3,960,617</b>
<b>Balance at 1 January 2022</b>		3,960,618
Profit for the year		217,387
<b>Total comprehensive income for the year</b>		<b>217,387</b>
<b>Balance at 31 December 2022</b>		<b>4,178,005</b>

*The above consolidated statement of changes in equity should be read in conjunction with the accompanying notes.*

**New South Wales Rugby Union Ltd**  
**Consolidated statement of cash flows**  
**For the year ended 31 December 2022**

	Notes	<b>Consolidated 2022 \$</b>	Consolidated 2021 \$
<b>Cash flows from operating activities</b>			
Receipts from customers (inclusive of GST)		<b>28,926,932</b>	22,040,506
Payments to suppliers and employees (inclusive of GST)		<b>(17,666,170)</b>	(14,424,243)
		<b>11,260,762</b>	7,616,263
Interest received		<b>81,605</b>	37,178
Interest paid		<b>(20,633)</b>	(1,266)
<b>Net cash inflow (outflow) from operating activities</b>	24	<b>11,321,734</b>	7,652,175
<b>Cash flows from investing activities</b>			
Payment for Property, plant and equipment		<b>(12,489,244)</b>	(3,870,315)
Payments for intangible assets		<b>(21,749)</b>	(7,780)
<b>Net cash inflow (outflow) from investing activities</b>		<b>(12,510,993)</b>	<b>(3,878,095)</b>
<b>Cash flows from financing activities</b>			
Proceeds from/(investments in) term deposits		<b>(13,323)</b>	(2,000,000)
Proceeds from investment grants		<b>1,449,801</b>	76,776
Principal elements of lease payments		<b>(628,817)</b>	(724,490)
<b>Net cash inflow (outflow) from financing activities</b>		<b>807,661</b>	(2,647,714)
<b>Net increase in cash and cash equivalents</b>		<b>(381,598)</b>	1,126,366
Cash and cash equivalents at the beginning of the financial year		<b>7,559,264</b>	6,432,898
Cash and cash equivalents at end of year	7	<b>7,177,667</b>	7,559,264

*The above consolidated statement of cash flows should be read in conjunction with the accompanying notes.*



## Contents of the notes to the consolidated financial statements

1	Summary of significant accounting policies
2	Critical estimates and judgements
3	Revenue from contracts with customers
4	Other income
5	Depreciation and administration expenses
6	Finance income and finance costs
7	Cash and cash equivalents
8	Trade receivables
9	Other current assets
10	Property, plant and equipment
11	Leases
12	Intangible assets
13	Trade and other payables
14	Provisions
15	Employee benefit obligations
16	Deferred revenue and other income
17	Accumulated surplus
18	Remuneration of auditors
19	Commitments
20	Contingencies
21	Related party transactions
22	Interests in subsidiaries
23	Events occurring after the reporting period
24	Cash flow information
25	Parent entity financial information

## **1 Summary of significant accounting policies**

This note provides a list of the significant accounting policies adopted in the preparation of these consolidated financial statements. These policies have been consistently applied to all the years presented, unless otherwise stated. The financial statements are for the Group consisting of New South Wales Rugby Union Ltd and its subsidiaries.

### **(a) Basis of preparation**

These general-purpose financial statements have been prepared in accordance with Australian Accounting Standards and Interpretations issued by the Australian Accounting Standards Board and the *Corporations Act 2001*. New South Wales Rugby Union Ltd is a not-for-profit entity for the purpose of preparing the financial statements.

#### *(i) Compliance with Australian Accounting Standards - Simplified Disclosure Requirements*

The consolidated financial statements of the Group comply with Australian Accounting Standards – Simplified Disclosure Requirements as issued by the Australian Accounting Standards Board (AASB).

The Company is a company limited by guarantee, incorporated and domiciled in Australia. The address of the Company's registered office and principal place of business is David Phillips Sports Complex, Banks Avenue, Daceyville, NSW 2032.

#### *(ii) Historical cost convention*

These financial statements have been prepared under the historical cost convention.

#### *(iii) New standards and interpretations not yet adopted*

The Group has applied the following standards and amendments for the first time in their annual reporting period commencing 1 January 2020:

- AASB 2018-7 *Amendments to Australian Accounting Standards - Definition of Material [AASB 101 and AASB 108]*
- AASB 2018-6 *Amendments to Australian Accounting Standards - Definition of a Business [AASB 3]*
- AASB 2019-5 *Amendments to Australian Accounting Standards - Disclosure of the Effect of New IFRS Standards Not Yet issued in Australia [AASB 1054]*
- *Conceptual Framework for Financial Reporting and AASB 2019-1 Amendments to Australian Accounting Standards - References to the Conceptual Framework.*  
*AASB 1053 Application of Tiers of Australian Accounting Standards.*

The amendments listed above did not have any impact on the amounts recognised in prior periods and are not expected to significantly affect the current or future periods.

## **1 Summary of significant accounting policies (continued)**

### **(a) Basis of preparation (continued)**

#### *(iv) Going concern*

Whilst the Covid 19 pandemic remains a constantly evolving situation, the directors believe that the going concern basis of preparation is appropriate.

The Group at 31 December 2022 has a total equity balance of \$4,178,005 (2021: \$3,960,618) and \$9,190,991 in cash and term-deposit resources (2021: \$9,559,265) to manage the ongoing challenges and opportunities that face NSW Rugby including;

- The ongoing potential uncertainty presented by the Covid 19 pandemic.
- Managing the transition back to the Sydney Football Stadium as a home ground for the Waratahs to enable larger crowd attendance.
- The capacity to fund ongoing negotiations around player and staff payments and continuing support to NSW Rugby (community).

As a result of the matters noted above, the directors have concluded that at the date of signing these financial statements there is no doubt about the Company's ability to continue as a going concern and therefore, that the Company will have sufficient funds to realise its assets and discharge its liabilities in the normal course of business.

### **(b) Principles of consolidation**

#### *(i) Subsidiaries*

The consolidated financial statements incorporate the assets and liabilities of all subsidiaries of New South Wales Rugby Union Ltd ("Company" or "parent entity") as at 31 December 2022 and the results of all subsidiaries for the year then ended. New South Wales Rugby Union Ltd and its subsidiaries together are referred to in these consolidated financial statements as the Company or the Group.

Subsidiaries are all entities (including structured entities) over which the Group has control. The Group controls an entity where the Group is exposed to, or has rights to, variable returns from its involvement with the entity and has the ability to affect those returns through its power to direct the activities of the entity. Subsidiaries are fully consolidated from the date on which control is transferred to the Group. They are deconsolidated from the date that control ceases.

Intercompany transactions, balances and unrealised gains on transactions between group companies are eliminated. Unrealised losses are also eliminated unless the transaction provides evidence of an impairment of the transferred asset. Accounting policies of subsidiaries have been changed where necessary to ensure consistency with the policies adopted by the Group.

## **1 Summary of significant accounting policies (continued)**

### **(c) Foreign currency translation**

#### *(i) Functional and presentation currency*

Items included in the financial statements of each of the group's entities are measured using the currency of the primary economic environment in which the entity operates ('the functional currency'). The consolidated financial statements are presented in Australian dollars (\$), which is the Group's functional and presentation currency.

#### *(ii) Transactions and balances*

Foreign currency transactions are translated into the functional currency using the exchange rates at the dates of the transactions. Foreign exchange gains and losses resulting from the settlement of such transactions and from the translation of monetary assets and liabilities denominated in foreign currencies at year end exchange rates are generally recognised in profit or loss. They are deferred in equity if they relate to qualifying cash flow hedges and qualifying net investment hedges or are attributable to part of the net investment in a foreign operation.

Foreign exchange gains and losses that relate to borrowings are presented in the consolidated income statement within finance costs. All other foreign exchange gains and losses are presented in the consolidated income statement on a net basis within other gains/(losses).

Non-monetary items that are measured at fair value in a foreign currency are translated using the exchange rates at the date when the fair value was determined. Translation differences on assets and liabilities carried at fair value are reported as part of the fair value gain or loss. For example, translation differences on non-monetary assets and liabilities such as equities held at fair value through profit or loss are recognised in profit or loss as part of the fair value gain or loss and translation differences on non-monetary assets such as at fair value through other comprehensive income are recognised in other comprehensive income.

### **(d) Revenue recognition**

Revenue is recognised for the major business activities using the methods outlined below.

#### *Match day tickets and memberships*

Revenue from match day tickets and memberships are measured at fair value and taken to income in the period to which it relates.

#### *Sponsorships*

Revenue from sponsorship is measured at fair value and recognised evenly on a monthly basis within the financial year to which it relates. Sponsorship advances are deferred until earned pursuant to the sponsorship agreement.

#### *Stadium rebates*

Incentives received from host stadiums for matches played are measured at fair value and taken to income in the period in which it relates.

#### *Grants*

Government and other grants recognised in profit or loss on a systematic basis over the periods in which the entity recognises as expenses the related costs for which the grants are intended to compensate.

#### *Interest income*

Interest revenue is accrued on a time basis, by reference to the principal outstanding and at the effective interest rate applicable, which is the rate that exactly discounts estimated future cash receipts through the expected life of the financial asset to that asset's net carrying amount.

### **(e) Income tax**

The Group is exempt from income tax in accordance with the provisions of section 23(g) of the *Income Tax Assessment Act*.

## 1 Summary of significant accounting policies (continued)

### (f) Leases

Leases are recognised as a right-of-use asset and a corresponding liability at the date at which the leased asset is available for use by the Group.

Contracts may contain both lease and non-lease components. The Group allocates the consideration in the contract to the lease and non-lease components based on their relative stand-alone prices. However, for leases of real estate for which the Group is a lessee, it has elected not to separate lease and non-lease components and instead accounts for these as a single lease component.

Lease terms are negotiated on an individual basis and contain a wide range of different terms and conditions. The lease agreements do not impose any covenants other than the security interests in the leased assets that are held by the lessor. Leased assets may not be used as security for borrowing purposes.

Assets and liabilities arising from a lease are initially measured on a present value basis. Lease liabilities include the net present value of the following lease payments:

- fixed payments (including in-substance fixed payments), less any lease incentives receivable
- variable lease payment that are based on an index or a rate, initially measured using the index or rate as at the commencement date
- amounts expected to be payable by the Group under residual value guarantees

Lease payments to be made under reasonably certain extension options are also included in the measurement of the liability.

The lease payments are discounted using the interest rate implicit in the lease. If that rate cannot be readily determined, which is generally the case for leases in the Group, the lessee's incremental borrowing rate is used, being the rate that the individual lessee would have to pay to borrow the funds necessary to obtain an asset of similar value to the right-of-use asset in a similar economic environment with similar terms, security and conditions.

Lease payments are allocated between principal and finance cost. The finance cost is charged to profit or loss over the lease period so as to produce a constant periodic rate of interest on the remaining balance of the liability for each year.

Right-of-use assets are measured at cost comprising the following:

- the amount of the initial measurement of lease liability
- any lease payments made at or before the commencement date less any lease incentives received
- any initial direct costs, and restoration costs.

Right-of-use assets are generally depreciated over the shorter of the asset's useful life and the lease term on a straight-line basis. If the Group is reasonably certain to exercise a purchase option, the right-of-use asset is depreciated over the underlying asset's useful life.

Payments associated with short-term leases of equipment and vehicles and all leases of low-value assets are recognised on a straight-line basis as an expense in profit or loss. Short-term leases are leases with a lease term of 12 months or less. Low-value assets comprise IT equipment and small items of office furniture.

#### *Variable lease payments*

Variable payment terms are used for a variety of reasons, including minimising the fixed costs base. Variable lease payments are recognised in profit or loss in the year in which the condition that triggers those payments occurs.

## 1 Summary of significant accounting policies (continued)

### (g) Impairment of assets

Assets are tested for impairment whenever events or changes in circumstances indicate that the carrying amount may not be recoverable. An impairment loss is recognised for the amount by which the asset's carrying amount exceeds its recoverable amount. The recoverable amount is the higher of an asset's fair value less costs of disposal and value in use. For the purposes of assessing impairment, assets are grouped at the lowest levels for which there are separately identifiable cash inflows which are largely independent of the cash inflows from other assets or groups of assets (cash-generating units). Non-financial assets other than goodwill that suffered an impairment are reviewed for possible reversal of the impairment at the end of each reporting year.

### (h) Cash and cash equivalents

For the purpose of presentation in the consolidated statement of cash flows, cash and cash equivalents includes cash on hand, deposits held at call with financial institutions, other short-term, highly liquid investments with original maturities of three months or less that are readily convertible to known amounts of cash and which are subject to an insignificant risk of changes in value, and bank overdrafts. Bank overdrafts are shown within borrowings in current liabilities in the consolidated balance sheet.

### (i) Trade receivables

Trade receivables are recognised initially at fair value and subsequently measured at amortised cost using the effective interest method, less loss allowance. Trade receivables are generally due for settlement within 30 days. They are presented as current assets unless collection is not expected for more than 12 months after the reporting date.

Collectability of trade receivables is reviewed on an ongoing basis. Debts which are known to be uncollectible are written off by reducing the carrying amount directly. An allowance account is used when there is objective evidence that the Group will not be able to collect all amounts due according to the original terms of the receivables.

#### *Impairment of receivables*

The Group has elected to measure loss allowances on trade receivables using a life-time expected loss model. The Group has applied the simplified approach to measuring expected credit losses, which uses a lifetime expected loss allowance. To measure the expected credit losses, trade receivables have been grouped based on days overdue.

### (j) Property, plant and equipment

All property, plant and equipment is stated at historical cost less depreciation. Historical cost includes expenditure that is directly attributable to the acquisition of the items.

Subsequent costs are included in the asset's carrying amount or recognised as a separate asset, as appropriate, only when it is probable that future economic benefits associated with the item will flow to the Group and the cost of the item can be measured reliably. The carrying amount of any component accounted for as a separate asset is derecognised when replaced. All other repairs and maintenance are charged to profit or loss during the reporting year in which they are incurred.

Depreciation is calculated using the straight-line method to allocate the cost or revalued amounts of the assets, net of their residual values, over their estimated useful lives or, in the case of leasehold improvements and certain leased plant and equipment, the shorter lease term as follows:

- |                             |             |
|-----------------------------|-------------|
| • Team and office equipment | 4 - 5 years |
| • Motor vehicles            | 4 - 5 years |
| • Plant and equipment       | 10 years    |

The assets' residual values and useful lives are reviewed, and adjusted if appropriate, at the end of each reporting year.

## **1 Summary of significant accounting policies (continued)**

### **(j) Property, plant and equipment (continued)**

An asset's carrying amount is written down immediately to its recoverable amount if the asset's carrying amount is greater than its estimated recoverable amount (note 1(g)).

Gains and losses on disposals are determined by comparing proceeds with carrying amount. These are included in profit or loss.

### **(k) Intangible assets**

#### *(i) Trademarks*

Trademarks are shown at historical cost. Trademarks are recognised at fair value at the acquisition date. They have a finite useful life and are subsequently carried at cost less accumulated amortisation and impairment losses. The Group amortises intangible assets with a limited useful life using the straight-line method over estimated useful lives, which is 10 years.

### **(l) Trade and other payables**

These amounts represent liabilities for goods and services provided to the Group prior to the end of financial year which are unpaid. The amounts are unsecured and are usually paid within 30 days of recognition. Trade and other payables are presented as current liabilities unless payment is not due within 12 months from the reporting date. They are recognised initially at their fair value and subsequently measured at amortised cost using the effective interest method.

### **(m) Provisions**

Provisions are recognised when the Group has a present legal or constructive obligation as a result of past events, it is probable that an outflow of resources will be required to settle the obligation and the amount can be reliably estimated. Provisions are not recognised for future operating losses.

Where there are a number of similar obligations, the likelihood that an outflow will be required in settlement is determined by considering the class of obligations as a whole. A provision is recognised even if the likelihood of an outflow with respect to any one item included in the same class of obligations may be small.

Provisions are measured at the present value of management's best estimate of the expenditure required to settle the present obligation at the end of the reporting year. The discount rate used to determine the present value is a pre-tax rate that reflects current market assessments of the time value of money and the risks specific to the liability. The increase in the provision due to the passage of time is recognised as interest expense.

### **(n) Employee benefits**

#### *(i) Short-term obligations*

Liabilities for wages and salaries, including non-monetary benefits and accumulating sick leave that are expected to be settled wholly within 12 months after the end of the period in which the employees render the related service are recognised in respect of employees' services up to the end of the reporting period and are measured at the amounts expected to be paid when the liabilities are settled. The liabilities are presented as current employee benefit obligations in the consolidated balance sheet.

#### *(ii) Other long-term employee benefit obligations*

The liabilities for long service leave and annual leave that are not expected to be settled wholly within 12 months after the end of the period in which the employees render the related service. They are therefore measured as the present value of expected future payments to be made in respect of services provided by employees up to the end of the reporting period using the projected unit credit method. Consideration is given to expected future wage and salary levels, experience of employee departures and periods of service. Expected future payments are discounted using market yields at the end of the reporting period of high quality corporate bonds with terms and currencies that match, as closely as possible, the estimated future cash outflows.

## **1 Summary of significant accounting policies (continued)**

### **(o) Goods and Services Tax (GST)**

Revenues, expenses, and assets are recognised net of the amount of associated GST, unless the GST incurred is not recoverable from the taxation authority. In this case it is recognised as part of the cost of acquisition of the asset or as part of the expense.

Receivables and payables are stated inclusive of the amount of GST receivable or payable. The net amount of GST recoverable from, or payable to, the taxation authority is included with other receivables or payables in the consolidated balance sheet.

Cash flows are presented on a gross basis. The GST components of cash flows arising from investing or financing activities which are recoverable from, or payable to the taxation authority, are presented as operating cash flows.

### **(p) Parent entity financial information**

The financial information for the parent entity, New South Wales Rugby Union Ltd, disclosed in note 25 has been prepared on the same basis as the consolidated financial statements, except as set out below.

#### *(i) Investments in subsidiaries*

Investments in subsidiaries are accounted for at cost in the financial statements of New South Wales Rugby Union Ltd. Dividends received from subsidiaries are recognised in the parent entity's profit or loss when its right to receive the dividend is established.

## **2 Critical estimates and judgements**

The preparation of financial statements requires the use of accounting estimates which, by definition, will seldom equal the actual results. Management also needs to exercise judgement in applying the Group's accounting policies.

### **(a) Significant estimates and judgements**

Estimates and judgements are continually evaluated. They are based on historical experience and other factors, including expectations of future events that may have a financial impact on the entity and that are believed to be reasonable under the circumstances.

### **(b) Critical accounting estimates and assumptions**

The Group makes estimates and assumptions concerning the future. The resulting accounting estimates will, by definition, seldom equal the related actual results. Management believes that there are no areas involving a higher degree of judgement or complexity, or where assumptions and estimates are significant to the financial statements.



### 3 Revenue from contracts with customers

	Consolidated 2022	Consolidated 2021
	\$	\$
Matchday membership	1,318,730	783,906
Membership subscription	107,073	109,483
Sponsorship income	2,416,830	2,874,077
Licensing revenue	25,353	70,838
Corporate hospitality	122,209	100,310
RA Funding	6,675,023	6,060,356
Stadium rebates	3,050,451	2,738,129
Participation fee	1,229,677	1,220,348
Course fees and other revenue	3,149,573	3,043,377
<b>Total revenue from contracts with customers</b>	<b>18,094,919</b>	<b>17,000,824</b>

#### (a) Disaggregation of revenue from contracts with customers

The Group derives revenue from the transfer of goods and services over time and at a point in time as follows:

	Consolidated 2022	Consolidated 2021
	\$	\$
Timing of revenue recognition		
At a point in time	9,595,214	8,308,298
Over time	8,499,705	8,692,526
	<b>18,094,919</b>	<b>17,000,824</b>

#### (b) Assets and liabilities related to contracts with customers

	Consolidated 2022	Consolidated 2021
	\$	\$
Current contract liabilities - deferred revenue	(1,016,400)	(443,515)
Non-current contract liabilities - deferred revenue	(2,000,000)	(2,000,000)
Total contract liabilities	16 (3,016,400)	(2,443,515)

### 4 Other income

	Consolidated 2022	Consolidated 2021
	\$	\$
Government grants	18,353,931	566,483
Non-Government grants	464,246	15,105
Positive Rugby Foundation Income	187,101	178,564
Sundry income	166,750	283,370
	<b>19,172,029</b>	<b>1,043,522</b>

**New South Wales Rugby Union Ltd**  
**Notes to the consolidated financial statements**  
**31 December 2021**  
(continued)

## 5 Depreciation and administration expenses

		<b>Consolidated 2022</b>	Consolidated 2021
		\$	\$
<i>Depreciation</i>	Notes		
Plant and equipment	10	<b>22,909</b>	20,636
Right-of-use assets	11	<b>580,105</b>	592,053
Office equipment	10	<b>14,952</b>	39,606
Motor vehicles	10	<b>5,022</b>	5,809
		<b>622,988</b>	658,104
<i>Amortisation</i>			
Trademarks		<b>10,800</b>	11,776
Total depreciation and amortisation		<b>633,788</b>	669,880

## 6 Finance income and finance costs

	<b>Consolidated 2022</b>	Consolidated 2021
	\$	\$
<i>Finance income</i>		
Interest from financial assets	<b>81,605</b>	37,178
<b>Finance income</b>	<b>81,605</b>	37,178
<i>Finance costs</i>		
Interest and finance charges paid/payable	<b>(5,639)</b>	(3,499)
Interest expense - lease liability	<b>(16,792)</b>	(26,595)
Net exchange gains	<b>1,798</b>	2,233
<b>Finance costs expensed</b>	<b>(20,633)</b>	(27,861)
<b>Net finance income</b>	<b>60,972</b>	9,317

## 7 Cash and cash equivalents

	<b>Consolidated 2022</b>	Consolidated 2021
	\$	\$
Cash at bank	<b>7,177,668</b>	7,559,264

## 8 Trade receivables

	<b>Consolidated 2022</b>			Consolidated 2021		
	<b>Current</b>	<b>Non- current</b>	<b>Total</b>	Current	Non- current	Total
	\$	\$	\$	\$	\$	\$
Trade receivables	<b>2,470,873</b>	-	<b>2,470,873</b>	752,408	-	752,408
Loss allowance	<b>(13,268)</b>	-	<b>(13,268)</b>	(115,895)	-	(115,895)
	<b>2,457,605</b>	-	<b>2,457,605</b>	636,513	-	636,513

## 9 Other current assets

	Consolidated 2022 \$	Consolidated 2021 \$
Prepayments	170,265	308,463
Restricted cash – grants received	2,236,612	3,686,414
Term deposits	2,013,323	2,000,000
	<b>4,420,200</b>	<b>5,994,877</b>

## 10 Property, plant and equipment

	Plant and equipment \$	Office equipment \$	Motor vehicles \$	Assets under construction \$	Total \$
<b>At 31 December 2021</b>					
Cost	285,636	338,213	22,880	4,710,023	5,356,752
Accumulated depreciation	(267,610)	(295,529)	(18,651)	-	(581,790)
Net book amount	18,026	42,684	4,229	4,710,023	4,774,962
<b>Year ended 31 December 2022</b>					
Opening net book amount	18,026	42,684	4,229	4,710,023	4,774,962
Additions	7,680	6,946	3,182	11,710,682	11,728,489
Transfer of control				(16,420,705)	(16,420,705)
Depreciation charge	(22,909)	(14,952)	(5,022)	-	(42,883)
Closing net book amount	2,797	34,678	2,389	-	<b>39,864</b>
<b>At 31 December 2022</b>					
Cost	293,316	344,759	26,062	-	664,137
Accumulated depreciation	(290,519)	(310,081)	(23,673)	-	(624,273)
Net book amount	2,797	34,678	2,389	-	<b>39,864</b>

## 11 Leases

### (a) Amounts recognised in the balance sheet

The consolidated balance sheet shows the following amounts relating to leases:

	Consolidated 2022 \$	Consolidated 2021 \$
<b>Right-of-use assets</b>		
Buildings	10,209,719	328,675
Plant and equipment	106,376	276,577
Motor vehicles	-	-
	<b>10,316,095</b>	<b>605,252</b>
<b>Lease liabilities</b>		
Current	357,827	550,009
Non-current	9,963,322	109,009
	<b>10,321,149</b>	<b>659,018</b>

Additions to the right-of-use assets during the 2022 financial year were \$10,015,348

## 11 Leases (continued)

### (b) Amounts recognised in the statement of profit or loss

The consolidated income statement shows the following amounts relating to leases:

	<b>Consolidated 2022</b>	Consolidated 2021
	\$	\$
<b>Depreciation charge of right-of-use assets</b>		
Buildings	466,962	495,109
Plant and equipment	31,913	56,028
Motor vehicles	81,230	40,916
	<u>580,105</u>	<u>592,053</u>
Interest expense (included in finance cost)	<u>16,792</u>	<u>26,595</u>

## 12 Intangible assets

	<b>Trademarks</b>
	\$
<b>At 31 December 2021</b>	
Cost	119,656
Accumulated amortisation	<u>(57,390)</u>
Net book amount	<u>62,266</u>
<b>Year ended 31 December 2022</b>	
Opening net book amount	62,266
Additions	21,749
Amortisation charge	<u>(10,800)</u>
Closing net book amount	<u>73,216</u>
<b>At 31 December 2022</b>	
Cost	114,614
Accumulated amortisation	<u>(41,398)</u>
Net book amount	<u>73,216</u>

## 13 Trade and other payables

	<b>Consolidated 2022</b>			Consolidated 2021		
	<b>Current</b>	<b>Non- current</b>	<b>Total</b>	Current	Non- current	Total
	\$	\$	\$	\$	\$	\$
Trade payables	1,679,917	-	1,679,917	307,412	-	307,412
Accrued expenses	453,798	-	453,798	897,619	-	897,619
Other payables	914,383	-	914,383	277,295	-	277,295
	<u>3,048,098</u>	<u>-</u>	<u>3,048,098</u>	1,482,326	-	1,482,326

## 14 Provisions

	Consolidated 2022			Consolidated 2021		
	Current \$	Non- current \$	Total \$	Current \$	Non- current \$	Total \$
Make good provision	-	-	-	-	300,000	300,000

## 15 Employee benefit obligations

	Consolidated 2022			Consolidated 2021		
	Current \$	Non- current \$	Total \$	Current \$	Non- current \$	Total \$
Annual leave	379,502	-	379,502	259,867	-	259,867
Long service leave	300,684	24,919	325,603	197,410	22,682	220,092
Total employee benefit obligations	680,186	24,919	705,105	457,277	22,682	479,959

### (a) Leave obligations

The leave obligations cover the Group's liability for long service leave and annual leave, which are classified as either other long-term benefits or short-term benefits.

The current portion of this liability includes all of the accrued annual leave, the unconditional entitlements to long service leave where employees have completed the required year of service and also for those employees who are entitled to pro-rata payments in certain circumstances.

## 16 Deferred revenue and other income

	Consolidated 2022			Consolidated 2021		
	Current \$	Non- current \$	Total \$	Current \$	Non- current \$	Total \$
<b>Deferred revenue from contracts with customers</b>						
Stadium rebates received in advance	-	2,000,000	2,000,000	-	2,000,000	2,000,000
Sponsorship income received in advance	330,695	-	330,695	153,775	-	153,775
Membership subscriptions in advance	685,705	-	685,705	289,740	-	289,740
	1,016,400	2,000,000	3,016,400	443,515	2,000,000	2,443,515
<b>Other income</b>						
Grants received in advance*	1,037,102	-	1,037,102	9,039,425	-	9,039,425
Donations received in advance	250,378	-	250,378	115,243	-	115,243
Other	1,928,411	-	1,928,411	1,153,031	-	1,153,031
	3,215,891	-	3,215,891	10,307,699	-	10,307,699
<b>Total deferred income</b>	4,232,291	2,000,000	6,232,291	10,751,214	2,000,000	12,751,214

\* Grants received in advance primarily relate to the Centre of Excellence which is under construction during 2022.

## 17 Accumulated surplus

Movements in accumulated surplus were as follows:

	<b>Consolidated 2022</b>	Consolidated 2021
	\$	\$
Balance 1 January	<b>3,960,617</b>	3,820,449
Net profit/(loss) for the year	<b>217,387</b>	140,168
Balance 31 December	<b>4,178,004</b>	3,960,617

## 18 Remuneration of auditors

During the year the following fees were paid or payable for services provided by the auditor of the parent entity, New South Wales Rugby Union Ltd, its related practices and non-related audit firms:

### (a) PwC

#### (i) Audit and other assurance services

	<b>2022</b>	2021
	\$	\$
Audit and review of financial statements	<b>84,100</b>	79,295
Other assurance services	-	-
Other non-recurring services	-	-
Total remuneration for audit and other assurance services	<b>84,100</b>	79,295

## 19 Commitments

### (a) Player remuneration commitments

Commitments for the payment of salaries and other remuneration under long-term player contracts in existence at the reporting date but not recognised as liabilities is as follows:

	<b>Consolidated 2022</b>	Consolidated 2021
	\$	\$
Within one year	<b>5,406,149</b>	5,212,675
Later than one year but not later than five years	<b>2,885,933</b>	2,885,933
	<b>8,292,082</b>	8,098,608

### (b) Lease commitments:

The Group and UNSW have entered into a collaboration and ground lease agreement, with both parties agreeing to provide benefits in kind and cash contributions. The extent of cash payments will be agreed on an annual basis.

#### *Non-cancellable operating leases*

From 1 January 2019, the Group has recognised right-of-use assets for these leases, except for short-term and low-value leases. Commitments for minimum lease payments in relation to non-cancellable operating leases are payable as follows:

	<b>Consolidated 2022</b>	Consolidated 2021
	\$	\$
Commitments for minimum lease payments in relation to non-cancellable operating leases are payable as follows:		
Within one year	-	-

## 20 Contingencies

The Group had no contingent liabilities at 31 December 2022 (2021: nil).

## 21 Related party transactions

### (a) Key management personnel compensation

	2022	2021
	\$	\$
Total key management personnel compensation	<b>1,614,538</b>	1,423,777

### (b) Transactions with other related parties

The Group conducts numerous transactions with Rugby Australia Limited in the normal course of the administration of the game of Rugby Union in the State of New South Wales. Under an agreement with Rugby Australia Limited, the annual grants to the Group were \$6,675,023 in the period of 31 December 2022 (2021: \$6,060,356).

## 22 Interests in subsidiaries

### (a) Material subsidiaries

The group's principal subsidiaries at 31 December 2022 are set out below. The country of incorporation or registration is also their principal place of business

Name of entity	Place of business/ country of incorporation	Ownership interest held by the group	
		2022	2021
		%	%
NSW Waratahs Limited	Australia	-	-
Waratahs Rugby Pty Ltd	Australia	-	-

New South Wales Rugby Union Ltd controls NSW Waratahs Ltd and its subsidiary as it has the right to variable returns and the power to direct those returns.

## 23 Events occurring after the reporting period

No matter or circumstance has arisen since 31 December 2022 that has significantly affected the Company's operations, results, or state of affairs, or may do so in future years.

## 24 Cash flow information

### Reconciliation of profit after income tax to net cash inflow from operating activities

	Consolidated 2022 \$	Consolidated 2021 \$
<b>Profit/(loss) for the year</b>	<b>217,387</b>	140,168
Adjustments for:		
Depreciation and amortisation	<b>633,388</b>	669,880
Finance costs - net	-	26,595
Centre of Excellence expenses	<b>17,181,858</b>	305,394
Change in operating assets and liabilities:		
(Increase)/decrease in trade and other receivables	<b>(1,682,894)</b>	2,294,761
(Decrease)/increase in trade and other payables	<b>1,565,773</b>	(32,388)
Increase in deferred revenue and other income	<b>(6,518,923)</b>	4,138,828
Increase in provisions	<b>(74,854)</b>	108,936
Net cash inflow from operating activities	<b>11,321,734</b>	7,652,174

## 25 Parent entity financial information

### (a) Summary financial information

The individual financial statements for the parent entity, New South Wales Rugby Union Ltd, show the following aggregate amounts:

	Consolidated 2022 \$	Consolidated 2021 \$
Balance sheet		
Current assets	<b>7,833,460</b>	12,896,677
Non-current assets	<b>196,104</b>	231,262
Total assets	<b>8,029,564</b>	13,127,939
Current liabilities	<b>5,104,874</b>	11,273,430
Non-current liabilities	<b>300,000</b>	300,000
Total liabilities	<b>5,404,874</b>	11,573,430
Net assets	<b>2,624,690</b>	1,554,509
Accumulated surplus	<b>2,624,690</b>	1,554,509
<b>Surplus for the year</b>	<b>1,070,181</b>	44,693
<b>Total comprehensive surplus</b>	<b>3,694,871</b>	1,599,202

### (b) Contingent liabilities of the parent entity

The parent entity did not have any contingent liabilities as at 31 December 2022 or 31 December 2021.

### (c) Contractual commitments

The parent entity has received a government grant to build a high-performance centre. The project is 100% completed. They have also agreed to a property lease with UNSW upon practical completion of the NSW Rugby Centre of Excellence, refer to Note 19.



In the Directors' opinion:

(a) the financial statements and notes set out on pages 5 to 24 are in accordance with the Corporations Act 2001, including:

(i) complying with Accounting Standards - General Purpose Financial Statements – Simplified Disclosures, the *Corporations Regulations 2001* and other mandatory professional reporting requirements, and

(ii) giving a true and fair view of the consolidated entity's financial position as at 31 December 2022 and of its performance for the financial period ended on that date, and

(b) there are reasonable grounds to believe that the Company will be able to pay its debts as and when they become due and payable.

This declaration is made in accordance with a resolution of the Directors.



Anthony Crawford  
Director  
Sydney  
14 April 2023

## Independent auditor's report

To the members of New South Wales Rugby Union Ltd

---

### Our opinion

In our opinion:

The accompanying financial report of New South Wales Rugby Union Ltd (the Company) and its controlled entities (together the Group) is in accordance with the *Corporations Act 2001*, including:

- (a) giving a true and fair view of the Group's financial position as at 31 December 2022 and of its financial performance for the year then ended
- (b) complying with Australian Accounting Standards - Simplified Disclosures and the *Corporations Regulations 2001*.

### What we have audited

The Group financial report comprises:

- the consolidated balance sheet as at 31 December 2022
- the consolidated statement of comprehensive income for the year then ended
- the consolidated statement of changes in equity for the year then ended
- the consolidated statement of cash flows for the year then ended
- the notes to the consolidated financial statements, which include significant accounting policies and other explanatory information
- the directors' declaration.

---

### Basis for opinion

We conducted our audit in accordance with Australian Auditing Standards. Our responsibilities under those standards are further described in the *Auditor's responsibilities for the audit of the financial report* section of our report.

We believe that the audit evidence we have obtained is sufficient and appropriate to provide a basis for our opinion.

### Independence

We are independent of the Group in accordance with the auditor independence requirements of the *Corporations Act 2001* and the ethical requirements of the Accounting Professional & Ethical Standards Board's APES 110 *Code of Ethics for Professional Accountants (including Independence Standards)* (the Code) that are relevant to our audit of the financial report in Australia. We have also fulfilled our other ethical responsibilities in accordance with the Code.

PricewaterhouseCoopers, ABN 52 780 433 757  
One International Towers Sydney, Watermans Quay, Barangaroo, GPO BOX 2650, SYDNEY NSW 2001  
T: +61 2 8266 0000, F: +61 2 8266 9999  
Level 11, 1PSQ, 169 Macquarie Street, Parramatta NSW 2150, PO Box 1155 Parramatta NSW 2124  
T: +61 2 9659 2476, F: +61 2 8266 9999

Liability limited by a scheme approved under Professional Standards Legislation.



### Other information

The directors are responsible for the other information. The other information comprises the information included in the annual report for the year ended 31 December 2022, but does not include the financial report and our auditor's report thereon.

Our opinion on the financial report does not cover the other information and accordingly we do not express any form of assurance conclusion thereon.

In connection with our audit of the financial report, our responsibility is to read the other information and, in doing so, consider whether the other information is materially inconsistent with the financial report or our knowledge obtained in the audit, or otherwise appears to be materially misstated.

If, based on the work we have performed on the other information that we obtained prior to the date of this auditor's report, we conclude that there is a material misstatement of this other information, we are required to report that fact. We have nothing to report in this regard.

---

### Responsibilities of the directors for the financial report

The directors of the Company are responsible for the preparation of the financial report that gives a true and fair view in accordance with Australian Accounting Standards - Simplified Disclosures and the *Corporations Act 2001* and for such internal control as the directors determine is necessary to enable the preparation of the financial report that gives a true and fair view and is free from material misstatement, whether due to fraud or error.

In preparing the financial report, the directors are responsible for assessing the ability of the Group to continue as a going concern, disclosing, as applicable, matters related to going concern and using the going concern basis of accounting unless the directors either intend to liquidate the Group or to cease operations, or have no realistic alternative but to do so.



### Auditor's responsibilities for the audit of the financial report

Our objectives are to obtain reasonable assurance about whether the financial report as a whole is free from material misstatement, whether due to fraud or error, and to issue an auditor's report that includes our opinion. Reasonable assurance is a high level of assurance, but is not a guarantee that an audit conducted in accordance with the Australian Auditing Standards will always detect a material misstatement when it exists. Misstatements can arise from fraud or error and are considered material if, individually or in the aggregate, they could reasonably be expected to influence the economic decisions of users taken on the basis of the financial report.

A further description of our responsibilities for the audit of the financial report is located at the Auditing and Assurance Standards Board website at: [http://www.auasb.gov.au/auditors\\_responsibilities/ar3.pdf](http://www.auasb.gov.au/auditors_responsibilities/ar3.pdf). This description forms part of our auditor's report.

A handwritten signature in black ink that reads 'PricewaterhouseCoopers'.

PricewaterhouseCoopers

A handwritten signature in black ink that reads 'Sarah D'Arcy'.

Sarah D'Arcy  
Partner

Sydney  
14 April 2023



# NSW Waratahs Limited

## Directors' Report

### For the year ended 31 December 2022

Your directors present their report on the consolidated entity (referred to hereafter as the Company) consisting of NSW Waratahs Limited and the entities it controlled for the year ended 31 December 2022.

#### 1. Directors

The directors of the Company at any time during or since the end of the financial year are:

Anthony Crawford  
Kerry Chikarovski (resigned 30/09/2022)  
John Morrison  
Katrina Rathie  
David Harrison  
Warwick Negus  
Luke Stephen  
Andrew Hutton  
Philip Garling  
Richard Harry  
Sally Fielke (appointed 05/10/2022)

#### 2. Principal activities

The principal continuing activities of the Company during the year ended 31 December 2022 were the business operations and management of a professional rugby union team. There were no significant changes in the nature of the activities of the Company during the year.

#### 3. Review of operations

The operating loss for the year ended 31 December 2022 for the Company amounted to \$852,794 (2021: \$95,476 profit).

#### 4. Significant changes in state of affairs

Other than Covid 19 still having a material impact on crowd attendances there were no further significant changes in the state of affairs.

#### 5. Limited by guarantee

The Company is a company limited by guarantee. In the event of the Company being wound up each member is liable to contribute to the debts of the Company incurred whilst they were a member or within one year from them ceasing to be a member, or for the purpose of adjusting the rights of the contributors amongst themselves, such amount as may be required not exceeding \$10.

## Directors' Report

### For the year ended 31 December 2022

#### 6. Proceedings on behalf of the Company

No person has applied to the Court under section 237 of the *Corporations Act 2001* for leave to bring proceedings on behalf of the company, or to intervene in any proceedings to which the company is a party, for the purpose of taking responsibility on behalf of the company for all or part of those proceedings.

No proceedings have been brought or intervened in on behalf of the Company with leave of the Court under section 237 of the *Corporations Act 2001*.

#### 7. Matters subsequent to the end of the financial year

No matter or circumstance has arisen since 31 December 2022 that has significantly affected the Company's operations, results, or state of affairs, or may do so in future years.

#### 8. Likely developments

The Company will continue to pursue its strategic plans, develop its business base and ensure the strengthening of its business share resulting in continued profitability.

Further information about likely developments in the operations of the Company and the expected results of those operations in future financial years has not been included in this report because disclosure of the information would be likely to result in unreasonable prejudice to the Company.

#### 9. Indemnification and insurance of officers and auditors

##### *Indemnification*

Since the end of the previous financial year, the Company has not indemnified or made a relevant agreement for indemnifying against a liability any person who is or has been an officer or auditor of the Company.

##### *Insurance premiums*

During the financial year the Company has paid premiums in respect of directors' and officers' liability for legal expenses and insurance contracts for the year ended 31 December 2022. Such insurance contracts insure against certain liability (subject to specific exclusions) persons who are or have been directors or executive officers of the Company.

The directors have not included details of the nature of the liabilities covered or the amount of the premiums paid in respect of the directors' and officers' liability and legal expenses insurance contracts, as such disclosure is prohibited under the terms of the contract.

# NSW Waratahs Limited

## Directors' Report

### For the year ended 31 December 2022

#### 10. Auditor's independence declaration

A copy of the auditor's independence declaration as required under section 307C of the *Corporations Act 2001* is set out on page 4.

#### 11. Auditor

PricewaterhouseCoopers continues in office in accordance with section 325 of the *Corporations Act 2001*.

This report is made in accordance with a resolution of directors.



Anthony Crawford  
Director  
Sydney  
14 April 2023

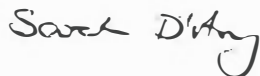


## Auditor's Independence Declaration

As lead auditor for the audit of NSW Waratahs Limited for the year ended 31 December 2022, I declare that to the best of my knowledge and belief, there have been:

- (a) no contraventions of the auditor independence requirements of the *Corporations Act 2001* in relation to the audit; and
- (b) no contraventions of any applicable code of professional conduct in relation to the audit.

This declaration is in respect of NSW Waratahs Limited and the entities it controlled during the period.



Sarah D'Arcy  
Partner  
PricewaterhouseCoopers

Sydney  
14 April 2023

PricewaterhouseCoopers, ABN 52 780 433 757  
One International Towers Sydney, Watermans Quay, Barangaroo, GPO BOX 2650, SYDNEY NSW 2001  
T: +61 2 8266 0000, F: +61 2 8266 9999, [www.pwc.com.au](http://www.pwc.com.au)  
Level 11, 1PSQ, 169 Macquarie Street, Parramatta NSW 2150, PO Box 1155 Parramatta NSW 2124  
T: +61 2 9659 2476, F: +61 2 8266 9999, [www.pwc.com.au](http://www.pwc.com.au)

Liability limited by a scheme approved under Professional Standards Legislation.

# NSW Waratahs Ltd

ABN 99 141 002 904

## Annual report - 31 December 2022

These financial statements are the consolidated financial statements of the consolidated entity consisting of NSW Waratahs Ltd and its subsidiaries. A list of subsidiaries is included in note 20. The financial statements are presented in the Australian dollar (\$).

NSW Waratahs Ltd is a Company limited by guarantee, incorporated and domiciled in Australia. Its registered office and principal place of business is:

David Phillips Sports Complex  
Corner of Cook and Gwea Avenue  
Daceyville NSW 2032

A description of the nature of the consolidated entity's operations and its principal activities is included in the Directors' report on pages 1-2, which are not part of these financial statements.

The financial statements were authorised for issue by the directors on 10 April 2023. The directors have the power to amend and reissue the financial statements.

## NSW Waratahs Limited

### Consolidated Statement of Comprehensive Income

For the year ended 31 December 2022

	Note	2022 \$	2021 \$
<b>Revenue from contracts with customers</b>	2	<b>13,787,582</b>	<b>13,505,363</b>
Other income	3	118,040	435,028
Professional rugby expenses	4	(13,478,556)	(12,312,692)
Corporate expenses	4	(845,364)	(1,045,570)
New South Wales Rugby Union Ltd Licence fee	4,19	(500,000)	(500,000)
<b>Results from operating activities</b>		<b>(918,298)</b>	<b>82,129</b>
Finance income	5	81,460	37,163
Finance expense	5	(15,957)	(23,816)
<b>Net finance income</b>		<b>65,503</b>	<b>13,347</b>
<b>Net profit / (loss) for the year</b>		<b>(852,794)</b>	<b>95,476</b>
Other comprehensive income for the year		-	-
<b>Total Comprehensive Income/(Loss) for the year</b>		<b>(852,794)</b>	<b>95,476</b>

*The above consolidated statement of comprehensive income should be read in conjunction with the accompanying notes.*

**NSW Waratahs Limited**  
**Consolidated Balance Sheet**  
**As at 31 December 2022**

	<i>Note</i>	<b>2022</b>	<b>2021</b>
		\$	\$
<b>ASSETS</b>			
<b>Current assets</b>			
Cash and cash equivalents	7	7,014,289	7,264,489
Trade and other receivables	8	1,747,677	566,628
Other current assets	9	2,136,687	2,204,521
<b>Total current assets</b>		<b>10,898,653</b>	<b>10,035,638</b>
<b>Non-Current assets</b>			
Right-of-use-assets	13	162,458	466,964
Property, plant and equipment	10	23,351	34,232
<b>Total non-current assets</b>		<b>185,809</b>	<b>501,196</b>
<b>Total assets</b>		<b>11,084,462</b>	<b>10,536,834</b>
<b>LIABILITIES</b>			
<b>Current liabilities</b>			
Trade and other payables	11	6,058,991	4,977,421
Provisions – Employee Entitlements	14	265,957	167,730
Deferred revenue	12	1,016,398	443,515
Lease liabilities	13	81,205	519,374
<b>Total current liabilities</b>		<b>7,422,550</b>	<b>6,108,040</b>
<b>Non-Current liabilities</b>			
Provisions – Employee Entitlements	14	24,919	22,682
Deferred revenue	12	2,000,000	2,000,000
Lease liabilities	13	83,675	-
<b>Total non-current liabilities</b>		<b>2,108,594</b>	<b>2,022,682</b>
<b>Total liabilities</b>		<b>9,531,144</b>	<b>8,130,722</b>
<b>Net assets</b>		<b>1,553,318</b>	<b>2,406,112</b>
<b>EQUITY</b>			
Accumulated surplus / (losses)	15	1,553,318	2,406,112
<b>Total Equity</b>		<b>1,553,318</b>	<b>2,406,112</b>

*The above consolidated balance sheet should be read in conjunction with the accompanying notes.*

## NSW Waratahs Limited

### Consolidated Statement of Changes in Equity

For the year ended 31 December 2022

	Note	Accumulated surplus / (losses) \$	Total equity \$
<b>Balance at 1 January 2021</b>		<b>2,310,636</b>	<b>2,310,636</b>
Profit / (loss) for the year		95,476	95,476
<b>Total comprehensive income / (loss) for the year</b>		<b>95,476</b>	<b>95,476</b>
<b>Balance at 31 December 2021</b>	15	<b>2,406,112</b>	<b>2,406,112</b>
<b>Balance at 1 January 2022</b>		<b>2,406,112</b>	<b>2,406,112</b>
Profit / (loss) for the year		(852,794)	(852,794)
<b>Total comprehensive income / (loss) for the year</b>		<b>(852,794)</b>	<b>(852,794)</b>
<b>Balance at 31 December 2022</b>	15	<b>1,553,318</b>	<b>1,553,318</b>

*The above consolidated statement of changes in equity should be read in conjunction with the accompanying notes.*

# NSW Waratahs Limited

## Consolidated Statement of Cash Flows

For the year ended 31 December 2022

	<i>Note</i>	<b>2022</b> \$	<b>2021</b> \$
<b>Cash flows from operating activities</b>			
Cash receipts from customers		13,297,456	15,584,899
Cash paid to suppliers and employees		(13,537,819)	(11,930,173)
Interest received		81,460	37,163
Finance costs (paid)		(15,957)	(377)
<b>Net cash inflow / (outflow) from operating activities</b>	22	<b>(174,860)</b>	<b>3,691,512</b>
<b>Cash flows from investing activities</b>			
Acquisition of property, plant, and equipment		(12,028)	(15,724)
<b>Net cash inflow / (outflow) from investing activities</b>		<b>(12,028)</b>	<b>(15,724)</b>
<b>Cash flows from financing activities</b>			
Withdrawal / (investment) in term deposits		(13,323)	(2,000,000)
Principal elements of lease payments		(49,989)	(671,965)
<b>Net cash inflow / (outflow) financing activities</b>		<b>(63,312)</b>	<b>(2,671,965)</b>
Net increase / (decrease) in cash and cash equivalents		(250,200)	1,003,823
Cash and cash equivalents at the beginning of the year		7,264,489	6,260,666
<b>Cash and cash equivalents at the end of the year</b>	7	<b>7,014,289</b>	<b>7,264,489</b>

*The above consolidated statement of cash flows should be read in conjunction with the accompanying notes.*

# NSW Waratahs Limited

## Notes to the Consolidated Financial Statements

### For the year ended 31 December 2022

#### Contents of the notes to the consolidated financial statements

1	Summary of significant accounting policies
2	Revenue from contracts with customers
3	Other income
4	Expenses
5	Finance income and expense
6	Remuneration of auditors
7	Cash and cash equivalents
8	Trade and other receivables
9	Other current assets
10	Property, plant and equipment
11	Trade and other payables
12	Deferred revenue
13	Leases
14	Provisions
15	Accumulated surplus / (losses)
16	Contingencies
17	Contractual commitments
18	Parent entity financial information
19	Related party transactions
20	Interests in subsidiaries
21	Events occurring after the reporting period
22	Reconciliation of cash flows from operating activities

# NSW Waratahs Limited

## Notes to the Consolidated Financial Statements

### For the year ended 31 December 2022

#### 1. Summary of significant accounting policies

This note provides a list of the significant accounting policies adopted in the preparation of these consolidated financial statements. These policies have been consistently applied to all the years presented, unless otherwise stated. The financial statements are for the Group consisting of NSW Waratahs Ltd and its subsidiaries.

##### (a) Basis of preparation

These general purpose financial statements have been prepared in accordance with Australian Accounting Standards and Interpretations issued by the Australian Accounting Standards Board and the *Corporations Act 2001*. NSW Waratahs Ltd is a not-for-profit entity for the purpose of preparing the financial statements.

##### (i) *Compliance with Australian Accounting Standards - Simplified Disclosure Requirements*

The consolidated financial statements of the Group comply with Australian Accounting Standards – Simplified Disclosure Requirements as issued by the Australian Accounting Standards Board (AASB).

The Company is a company limited by guarantee, incorporated and domiciled in Australia. The address of the Company's registered office and principal place of business is David Phillips Sports Complex, Banks Avenue, Daceyville, NSW 2032.

##### (b) Historical cost convention

The consolidated financial statements have been prepared in accordance with the historical cost convention. The accounting policies have been consistently applied to all years presented, unless otherwise stated.

##### (c) Principles of consolidation

The consolidated financial statements incorporate the assets and liabilities of all subsidiaries of NSW Waratahs Limited ("Company" or "parent entity") as at 31 December 2022 and the results of all subsidiaries for the year then ended. NSW Waratahs Limited and its subsidiaries together are referred to in these consolidated financial statements as the Company or the consolidated entity.

Subsidiaries are all entities (including structured entities) over which the Group has control. The Group controls an entity where the Group is exposed to, or has rights to, variable returns from its involvement with the entity and has the ability to affect those returns through its power to direct the activities of the entity. Subsidiaries are fully consolidated from the date on which control is transferred to the Group. They are deconsolidated from the date that control ceases.



**1. Summary of significant accounting policies (continued)**

**(c) Principles of consolidation (continued)**

Intercompany transactions, balances and unrealised gains on transactions between Group companies are eliminated. Unrealised losses are also eliminated unless the transaction provides evidence of the impairment of the asset transferred. Accounting policies of subsidiaries have been changed where necessary to ensure consistency with the policies adopted by the Company.

**(d) Foreign currency translation**

*(i) Functional and presentation currency*

Items included in the financial statements of each of the group's entities are measured using the currency of the primary economic environment in which the entity operates ('the functional currency'). The consolidated financial statements are presented in Australian dollars (\$), which is the Group's functional and presentation currency.

*(ii) Transactions and balances*

Foreign currency transactions are translated into the functional currency using the exchange rates at the dates of the transactions. Foreign exchange gains and losses resulting from the settlement of such transactions and from the translation of monetary assets and liabilities denominated in foreign currencies at year end exchange rates are generally recognised in profit or loss. They are deferred in equity if they relate to qualifying cash flow hedges and qualifying net investment hedges or are attributable to part of the net investment in a foreign operation.

Foreign exchange gains and losses that relate to borrowings are presented in the consolidated income statement within finance costs. All other foreign exchange gains and losses are presented in the consolidated income statement on a net basis within other gains/(losses).

Non-monetary items that are measured at fair value in a foreign currency are translated using the exchange rates at the date when the fair value was determined. Translation differences on assets and liabilities carried at fair value are reported as part of the fair value gain or loss. For example, translation differences on non-monetary assets and liabilities such as equities held at fair value through profit or loss are recognised in profit or loss as part of the fair value gain or loss and translation differences on non-monetary assets such as at fair value through other comprehensive income are recognised in other comprehensive income.

**(e) Use of estimates and judgements**

The preparation of financial statements requires management to make judgements, estimates and assumptions that affect the application of accounting policies and the reported amounts of assets, liabilities, income and expenses. Actual results may differ from these estimates.

The estimates and associated assumptions are based on historical experience and various other factors that are believed to be reasonable under the circumstances, the results of which form the basis of making the judgements about carrying values of assets and liabilities that are not readily apparent from other sources.

Estimates and underlying assumptions are reviewed on an ongoing basis. Revisions to accounting estimates are recognised in the period in which the estimate is revised and in any future periods affected.

# NSW Waratahs Limited

## Notes to the Consolidated Financial Statements

### For the year ended 31 December 2022

#### 1. Summary of significant accounting policies (continued)

##### (e) Use of estimates and judgements (continued)

Management believes that there are no areas involving a higher degree of judgement or complexity, or where assumptions and estimates are significant to the financial statements.

##### (f) Going concern

The directors believe that the going concern basis of preparation is appropriate.

The Group at 31 December 2022 has a total equity balance of \$1,553,318 (2021: equity of \$2,406,112) and \$7,014,289 in cash resources (2021: \$7,264,489) to manage the ongoing challenges and opportunities that face NSW Waratahs including;

- The ongoing potential uncertainty presented by the Covid 19 pandemic.
- The successful construction of the new NSW Rugby Centre of Excellence.
- Managing the transition back to the Sydney Football Stadium as a home ground for the Waratahs to enable larger crowd attendance.
- The capacity to fund ongoing negotiations around player and staff payments.

As a result of the matters noted above, the directors have concluded that at the date of signing these financial statements there is no doubt about the Company's ability to continue as a going concern and therefore, that the Company will have sufficient funds to realise its assets and discharge its liabilities in the normal course of business.

**1. Summary of significant accounting policies (continued)**

**(g) Cash and cash equivalents**

For cash flow statement presentation purposes, cash and cash equivalents includes cash on hand, deposits held at call with financial institutions, other short-term, highly liquid investments with original maturities of three months or less that are readily convertible to known amounts of cash and which are subject to an insignificant risk of changes in value, and bank overdrafts. Bank overdrafts are shown within borrowings in current liabilities on the statement of financial position.

**(h) Trade receivables**

Trade receivables are recognised at original invoice amount and do not bear interest. Trade receivables are due for settlement no more than 30 days from the date of recognition.

Collectability of trade receivables is reviewed on an ongoing basis. Debts which are known to be uncollectible are written off by reducing the carrying amount directly. An allowance account is used when there is objective evidence that the Group will not be able to collect all amounts due according to the original terms of the receivables.

*Impairment of receivables*

The Group has elected to measure loss allowances on trade receivables using a life-time expected loss model. The Group has applied the simplified approach to measuring expected credit losses, which uses a lifetime expected loss allowance. To measure the expected credit losses, trade receivables have been grouped based on days overdue.

**(i) Property, plant and equipment**

**(i) Recognition and measurement**

Items of property, plant and equipment are measured at cost less accumulated depreciation and accumulated impairment losses except for owner occupied office building.

When parts of an item of property, plant and equipment have different useful lives, they are accounted for as separate items of property, plant and equipment.

Gains and losses on disposal of an item of property, plant and equipment are determined by comparing the proceeds from disposal with the carrying amount of property, plant and equipment and are recognised net within "other income" in profit or loss.

**(ii) Depreciation**

Depreciation is recognised in profit or loss on a straight-line basis over the estimated useful lives of each part of an item of property, plant and equipment. Land is not depreciated. The estimated useful lives for the Company are:

- |                             |           |
|-----------------------------|-----------|
| • Team and office equipment | 4 years   |
| • Computer and IT equipment | 3-4 years |

Depreciation methods, useful lives and residual values are reviewed at each reporting period.

# NSW Waratahs Limited

## Notes to the Consolidated Financial Statements

### For the year ended 31 December 2022

#### 1. Summary of significant accounting policies (continued)

##### (j) Impairment of assets

At each reporting period the entity assesses whether there is any indication that individual assets are impaired. Where impairment indicators exist, recoverable amount is determined, and impairment losses are recognised in the statement of comprehensive income where the asset's carrying value exceeds its recoverable amount. Recoverable amount is the higher of an asset's fair value less costs to sell and value in use. For the purpose of assessing value in use, the estimated future cash flows are discounted to their present value using a pre-tax discount rate that reflects current market assessments of the time value of money and the risks specific to the asset.

##### (k) Employee benefits

###### (i) Other long-term employee benefits

The liabilities for long service leave and annual leave that are not expected to be settled wholly within 12 months after the end of the period in which the employees render the related service. They are therefore measured as the present value of expected future payments to be made in respect of services provided by employees up to the end of the reporting period using the projected unit credit method. Consideration is given to expected future wage and salary levels, experience of employee departures and periods of service. Expected future payments are discounted using market yields at the end of the reporting period of high-quality corporate bonds with terms and currencies that match, as closely as possible, the estimated future cash outflows.

###### (ii) Short-term benefits

Liabilities for wages and salaries, including non-monetary benefits and accumulating sick leave that are expected to be settled wholly within 12 months after the end of the period in which the employees render the related service are recognised in respect of employees' services up to the end of the reporting period and are measured at the amounts expected to be paid when the liabilities are settled. The liabilities are presented as current employee benefit obligations in the consolidated balance sheet.

##### (l) Provisions

A provision is recognised if, as a result of a past event, the Company has a present legal or constructive obligation that can be estimated reliably, and it is probable that an outflow of economic benefits will be required to settle the obligation. Provisions are determined by discounting the expected future cash flows at a pre-tax rate that reflects current market assessments of the time value of money and the risks specific to the liability.

##### (m) Revenue

###### (i) Memberships and match day tickets

Revenue from memberships and match day tickets is measured at fair value and taken to income in the period to which it relates.

**1. Summary of significant accounting policies (continued)**

**(g) Revenue (continued)**

**(ii) Stadium rebates**

Incentives received from host stadiums for matches played are measured at fair value and taken to income in the period in which it relates.

**(iii) Sponsorships**

Revenue from sponsorship is measured at fair value and recognised evenly on a monthly basis within the financial year to which it relates. Sponsorship advances are deferred until earned pursuant to the sponsorship agreement.

**(iv) Grants**

Government and other grants recognised in profit or loss on a systematic basis over the periods in which the entity recognises as expenses the related costs for which the grants are intended to compensate.

**(v) Interest income**

Interest income is recognised in the profit or loss as it accrues using the effective interest method.

**(n) Finance income**

Finance income comprises interest income on funds invested (included available-for-sale financial assets) and gains on the disposal of available-for-sale financial assets. Interest income is recognised as it accrues in profit or loss, using the effective interest method.

**(o) Income tax**

The company is exempt from income tax in accordance with the provisions of section 23(g) of the *Income Tax Assessment Act*.

**(p) Leases**

Leases are recognised as a right-of-use asset and a corresponding liability at the date at which the leased asset is available for use by the Group.

Contracts may contain both lease and non-lease components. The Group allocates the consideration in the contract to the lease and non-lease components based on their relative stand-alone prices. However, for leases of real estate for which the Group is a lessee, it has elected not to separate lease and non-lease components and instead accounts for these as a single lease component.

Lease terms are negotiated on an individual basis and contain a wide range of different terms and conditions. The lease agreements do not impose any covenants other than the security interests in the leased assets that are held by the lessor. Leased assets may not be used as security for borrowing purposes.

# NSW Waratahs Limited

## Notes to the Consolidated Financial Statements

### For the year ended 31 December 2022

#### 1. Summary of significant accounting policies (continued)

##### (p) Leases (continued)

Assets and liabilities arising from a lease are initially measured on a present value basis. Lease liabilities include the net present value of the following lease payments:

- fixed payments (including in-substance fixed payments), less any lease incentives receivable
- variable lease payment that are based on an index or a rate, initially measured using the index or rate as at the commencement date
- amounts expected to be payable by the Group under residual value guarantees

Lease payments to be made under reasonably certain extension options are also included in the measurement of the liability. The lease payments are discounted using the interest rate implicit in the lease. If that rate cannot be readily determined, which is generally the case for leases in the Group, the lessee's incremental borrowing rate is used, being the rate that the individual lessee would have to pay to borrow the funds necessary to obtain an asset of similar value to the right-of-use asset in a similar economic environment with similar terms, security and conditions.

Lease payments are allocated between principal and finance cost. The finance cost is charged to profit or loss over the lease period to produce a constant periodic rate of interest on the remaining balance of the liability for each year.

Right-of-use assets are measured at cost comprising the following:

- the amount of the initial measurement of lease liability
- any lease payments made at or before the commencement date less any lease incentives received
- any initial direct costs, and
- restoration costs.

Right-of-use assets are generally depreciated over the shorter of the asset's useful life and the lease term on a straight-line basis. If the Group is reasonably certain to exercise a purchase option, the right-of-use asset is depreciated over the underlying asset's useful life.

Payments associated with short-term leases of equipment and vehicles and all leases of low-value assets are recognised on a straight-line basis as an expense in profit or loss. Short-term leases are leases with a lease term of 12 months or less. Low-value assets comprise IT equipment and small items of office furniture.

#### 1. Summary of significant accounting policies (continued)

##### (q) Parent entity financial information

The financial information for the parent entity, NSW Waratahs Limited, disclosed in note 18 has been prepared on the same basis as the consolidated financial statements, except as set out below:

##### (i) Investments in subsidiaries

Investments in subsidiaries are accounted for at cost in the financial statements of NSW Waratahs Limited. Dividends received from associates are recognised in the parent entity's profit or loss, rather than being deducted from the carrying amount of these investments.

##### (r) Goods and services tax

Revenue, expenses and assets are recognised net of the amount of goods and services tax (GST), except where the amount of GST incurred is not recoverable from the taxation authority. In these circumstances, the GST is recognised as part of the cost of acquisition of the asset or as part of the expense.

Receivables and payables are stated with the amount of GST included. The net amount of GST recoverable from, or payable to, the ATO is included as a current asset or liability in the balance sheet.

Cash flows are included in the statement of cash flows on a gross basis. The GST components of cash flows arising from investing and financing activities which are recoverable from, or payable to, the ATO are classified as operating cash flows.

##### (s) Deferred revenue

Income is deferred on the balance sheet until it has been earned, at which point the deferred income is recognised as income.

# NSW Waratahs Limited

## Notes to the Consolidated Financial Statements

### For the year ended 31 December 2022

#### 1. Summary of significant accounting policies (continued)

##### (t) Impact of standards issued but not yet applied

The Group has applied the following standards and amendments for the first time in their annual reporting period commencing 1 January 2020:

- *AASB 2018-7 Amendments to Australian Accounting Standards - Definition of Material [AASB 101 and AASB 108]*
- *AASB 2018-6 Amendments to Australian Accounting Standards - Definition of a Business [AASB 3]*
- *AASB 2019-5 Amendments to Australian Accounting Standards - Disclosure of the Effect of New IFRS Standards Not Yet issued in Australia [AASB 1054]*
- *Conceptual Framework for Financial Reporting and AASB 2019-1 Amendments to Australian Accounting Standards - References to the Conceptual Framework.*
- *AASB 1053 Application of Tiers of Australian Accounting Standards.*

The amendments listed above did not have any impact on the amounts recognised in prior periods and are not expected to significantly affect the current or future periods.



# NSW Waratahs Limited

## Notes to the Consolidated Financial Statements

### For the year ended 31 December 2022

#### 2. Revenue from contracts with customers

<b>From contract with customers</b>	<b>2022</b>	<b>2021</b>
	<b>\$</b>	<b>\$</b>
Sponsorship income	1,635,064	2,608,597
Corporate hospitality	122,209	100,310
Matchday membership and ticketing proceeds	1,003,683	784,256
Stadium rebates	2,825,451	2,738,129
Membership subscriptions	107,073	109,483
Licensing revenue	25,353	70,838
RA funding	4,943,750	4,193,750
Other Revenue	3,125,000	2,900,000
<b>Total revenue from contracts with customers</b>	<b>13,787,582</b>	<b>13,505,363</b>

#### (a) Disaggregation of revenue from contracts with customers

The Group derives revenue from the transfer of goods and services over time and at a point in time as follows:

	<b>2022</b>	<b>2021</b>
	<b>\$</b>	<b>\$</b>
Timing of revenue recognition		
At a point in time	6,069,642	5,078,316
Over time	7,717,940	8,427,047
	<b>13,787,582</b>	<b>13,505,363</b>

#### (b) Assets and liabilities related to contracts with customers

	<b>2022</b>	<b>2021</b>
	<b>\$</b>	<b>\$</b>
Current contract liabilities - deferred revenue	1,001,398	443,515
Non-current contract liabilities - deferred revenue	2,000,000	2,000,000
Total contract Liabilities	<b>3,001,398</b>	<b>2,443,515</b>

Notes

12

#### 3. Other income

	<b>2022</b>	<b>2021</b>
	<b>\$</b>	<b>\$</b>
Government grants	-	194,750
Sundry income	118,040	240,278
<b>Total other income</b>	<b>118,040</b>	<b>435,028</b>

# NSW Waratahs Limited

## Notes to the Consolidated Financial Statements

### For the year ended 31 December 2022

#### 4. Expenses

	2022 \$	2021 \$
Depreciation	571,101	575,754
Employee expenses	4,346,507	4,112,324
Legal fees	11,221	12,814
Marketing costs	346,795	172,628
Match day expenditure	1,058,915	1,010,106
Membership servicing costs	259,930	215,104
NSWRU Licence fee	500,000	500,000
Other expenses	147,365	(51,508)
Property charges	(235,109)	199,755
Sponsorship servicing costs	618,008	597,836
Waratahs team costs	7,138,794	6,461,471
<b>Total expenses</b>	<b>14,763,527</b>	<b>13,806,284</b>

#### 5. Finance income and expense

	2022 \$	2021 \$
Finance income	81,460	37,163
Finance charges	(15,957)	(23,816)
<b>Net finance income</b>	<b>65,503</b>	<b>13,347</b>

#### 6. Remuneration of auditors

During the year the following fees were paid or payable for services provided by the auditor of the parent entity, New South Wales Rugby Union Ltd, its related practices and non-related audit firms:

##### (a) PwC

##### (i) Audit and other assurance services

	2022 \$	2021 \$
Audit and review of financial statements	60,393	51,979
Total remuneration for audit and other assurance services	<b>60,393</b>	<b>51,979</b>

#### 7. Cash and cash equivalents

	2022 \$	2021 \$
<b>Current</b>		
Bank and cash balances	7,014,289	7,264,489
	<b>7,014,289</b>	<b>7,264,489</b>

# NSW Waratahs Limited

## Notes to the Consolidated Financial Statements

For the year ended 31 December 2022

### 8. Trade and other receivables

	2022 \$	2021 \$
<b>Current</b>		
Trade receivables	1,739,870	670,989
Provision for bad debts	(610)	(114,041)
Other receivables	8,417	9,680
<b>Trade and other receivables</b>	<b>1,747,677</b>	<b>566,628</b>

### 9. Other current assets

	2022 \$	2021 \$
<b>Current</b>		
Term deposits	2,013,323	2,000,000
Prepayments	123,364	204,521
<b>Other current assets</b>	<b>2,136,687</b>	<b>2,204,521</b>

### 10. Property, plant and equipment

	2022 \$	2021 \$
Team and office equipment at cost	27,494	300,814
Accumulated depreciation	(16,307)	(281,645)
	11,187	19,169
Computer equipment at cost	23,441	106,749
Accumulated depreciation	(11,277)	(91,686)
	12,164	15,063
<b>Total property, plant and equipment</b>	<b>23,351</b>	<b>34,232</b>

### 11. Trade and other payables

	2022 \$	2021 \$
<b>Current</b>		
Trade payables	720,640	187,862
Related party payables		
- NSW Rugby Union Ltd	4,676,638	4,031,638
- Rugby Australia	29,937	66,000
Other payables and accrued expenses	631,776	691,921
Employment liabilities	-	-
<b>Total trade and other payables</b>	<b>6,058,991</b>	<b>4,977,421</b>

# NSW Waratahs Limited

## Notes to the Consolidated Financial Statements

### For the year ended 31 December 2022

#### 12. Deferred revenue

		2022	2021
		\$	\$
<b>Current</b>			
Membership income received in advance		685,705	289,740
Sponsorship income received in advance		330,693	153,775
	2(b)	<b>1,016,398</b>	<b>443,515</b>
<b>Non-current</b>			
Stadium rebates received in advance		2,000,000	2,000,000
	2(b)	<b>2,000,000</b>	<b>2,000,000</b>

#### 13. Leases

##### (a) Amounts recognised in the balance sheet

The consolidated balance sheet shows the following amounts relating to leases:

		2022	2021
		\$	\$
<b>Right-of-use assets</b>			
Buildings		-	328,675
Plant and equipment		162,458	138,289
		<b>162,458</b>	<b>466,964</b>
<b>Lease liabilities</b>			
Current		81,205	519,374
Non-current		83,675	-
		<b>164,880</b>	<b>519,374</b>

##### (b) Amounts recognised in the consolidated statement of comprehensive income

The consolidated statement of comprehensive income shows the following amounts relating to leases:

		2022	2021
		\$	\$
<b>Depreciation charge of right-of-use assets</b>			
Buildings		328,675	495,109
Motor vehicles		219,517	40,916
		<b>548,192</b>	<b>536,025</b>
Interest expense (included in finance charges)		<b>13,108</b>	<b>23,439</b>

Notes to the Consolidated Financial Statements

For the year ended 31 December 2022

**14. Provisions**

	2022 \$	2021 \$
<b>Current</b>		
Annual leave	265,957	167,730
	<b>265,957</b>	<b>167,730</b>
<b>Non-Current</b>		
Long service leave	24,919	22,682
	<b>24,919</b>	<b>22,682</b>

**(a) Leave obligations**

The leave obligations cover the Group's liability for long service leave and annual leave, which are classified as either other long-term benefits or short-term benefits.

The current portion of this liability includes all of the accrued annual leave, the unconditional entitlements to long service leave where employees have completed the required year of service and also for those employees who are entitled to pro-rata payments in certain circumstances.

**15. Accumulated surplus / (losses)**

	2022 \$	2021 \$
Opening balance	2,406,112	2,310,636
Net profit/(loss) for the year	(852,794)	95,476
<b>Closing balance</b>	<b>1,553,318</b>	<b>2,406,112</b>

**16. Contingencies**

The Group had no contingent liabilities as at 31 December 2022 (2021: \$nil).

**17. Contractual commitments**

**Player remuneration commitments**

Commitments for the payment of salaries and other remuneration under long-term player contracts in existence at the reporting date but not recognised as liabilities is as follows:

	2022 \$	2021 \$
Within one year	5,406,149	5,212,675
Between one and five years	2,885,933	2,885,933
<b>Total commitments</b>	<b>8,292,082</b>	<b>8,098,608</b>

# NSW Waratahs Limited

## Notes to the Consolidated Financial Statements

### For the year ended 31 December 2022

#### 17. Contractual commitments (continued)

##### Lease commitments

From 1 January 2019, the Group has recognised right-of-use assets for these leases, except for short-term and low-value leases, see note 13 for further information.

	2022 \$	2021 \$
Within one year	-	-
Between one and five years	-	-
<b>Total commitments</b>	<b>-</b>	<b>-</b>

##### License Fee to New South Wales Rugby Union Ltd

NSW Waratahs Limited pays an annual licence fee to NSWRU for granting them the licence to use Waratahs intellectual property. The minimum annual licence fee payable under the agreement is \$500,000 for the year ending 31 December 2022. The Trademark agreement expired on 31 December 2022 with an option to extend, which the Board intend to renew in the coming year.

#### 18. Parent entity financial information

##### (a) Summary financial information

The individual financial statements for the parent entity show the following aggregate amounts:

	2022 \$	2021 \$
Current assets	8,923,153	8,778,786
Non current assets	100	100
<b>Total assets</b>	<b>8,923,253</b>	<b>8,778,886</b>
Current liabilities	(9,512,402)	(9,763,367)
<b>Total liabilities</b>	<b>(9,512,402)</b>	<b>(9,763,367)</b>
Retained earnings	(589,149)	(984,481)
Profit or (loss) for the year	<b>(3,708,532)</b>	<b>(3,295,117)</b>

NSW Waratahs Limited owns 100% of the shares in Waratahs Rugby Pty Ltd, acting as agent for NSW Waratahs Limited, managing the professional Waratahs rugby team in New South Wales.

##### (b) Contingent liabilities of the parent entity

The parent entity did not have any contingent liabilities as at 31 December 2022 (2021: \$nil).

# NSW Waratahs Limited

## Notes to the Consolidated Financial Statements

### For the year ended 31 December 2022

#### 19. Related party transactions

##### (a) New South Wales Rugby Union Limited (NSWRU)

NSW Waratahs Limited pays an annual licence fee to NSWRU for granting them the licence to use the Waratahs and other related trademarks. In 2022 NSW Waratahs Limited paid NSWRU \$500,000 (2021: \$500,000) in licence fees under the licensing agreement.

##### (b) Key management personnel compensation

	2022 \$	2021 \$
Total key management personnel compensation	<u>1,046,287</u>	<u>1,148,794</u>

#### 20. Interests in subsidiaries

##### (a) Material subsidiaries

The group's principal subsidiaries at 31 December 2022 are set out below. The country of incorporation or registration is also their principal place of business

Name of entity	Place of business/ country of incorporati on	Ownership interest held by the group	
		2022 %	2021 %
Waratahs Rugby Pty Ltd	Australia	-	-

NSW Waratahs Ltd controls Waratahs Rugby Pty Ltd as it has the right to variable returns and the power to direct those returns.

#### 21. Events occurring after the reporting period

No matter or circumstance has arisen since 31 December 2022 that has significantly affected the Company's operations, results, or state of affairs, or may do so in future years.

# NSW Waratahs Limited

## Notes to the Consolidated Financial Statements

For the year ended 31 December 2022

### 22. Reconciliation of cash flows from operating activities

	2022	2021
	\$	\$
<b>Cash flows from operating activities</b>		
Profit/(loss) for the year	(852,794)	95,476
Adjustments for:		
Depreciation - PPE	22,909	575,754
Finance costs, net	-	23,439
<b>Operating profit before changes in working capital and provisions</b>	<u>(829,885)</u>	<u>694,669</u>
(Increase) / decrease in trade and other receivables	(1,099,892)	2,232,587
Increase / (decrease) in trade and other payables	1,081,569	1,475,477
Increase / (decrease) in deferred revenue	572,883	(751,377)
Increase / (decrease) in provisions	100,464	40,156
<b>Net cash inflow / (outflow) from operating activities</b>	<u><b>(174,860)</b></u>	<u><b>3,691,512</b></u>



# NSW Waratahs Limited

## Directors' Declaration

In the Directors' opinion:

- (a) the financial statements and notes set out on pages 6 to 27 are in accordance with the Corporations Act 2001, including:
  - (i) complying with Accounting Standards - General Purpose Financial Statements – Simplified Disclosures, the Corporations Regulations 2001 and other mandatory professional reporting requirements, and
  - (ii) giving a true and fair view of the consolidated entity's financial position as at 31 December 2022 and of its performance for the financial period ended on that date, and
- (b) there are reasonable grounds to believe that the Company will be able to pay its debts as and when they become due and payable.

This declaration is made in accordance with a resolution of the Directors.



---

Anthony Crawford  
Director (Chairman)  
Sydney  
14 April 2023

## Independent auditor's report

To the members of NSW Waratahs Limited

### Our opinion

In our opinion:

The accompanying financial report of NSW Waratahs Limited (the Company) and its controlled entities (together the Group) is in accordance with the *Corporations Act 2001*, including:

- (a) giving a true and fair view of the Group's financial position as at 31 December 2022 and of its financial performance for the year then ended
- (b) complying with Australian Accounting Standards - Simplified Disclosures and the *Corporations Regulations 2001*.

### What we have audited

The Group financial report comprises:

- the consolidated balance sheet as at 31 December 2022
- the consolidated statement of comprehensive income for the year then ended
- the consolidated statement of changes in equity for the year then ended
- the consolidated statement of cash flows for the year then ended
- the notes to the consolidated financial statements, which include significant accounting policies and other explanatory information
- the directors' declaration.

### Basis for opinion

We conducted our audit in accordance with Australian Auditing Standards. Our responsibilities under those standards are further described in the *Auditor's responsibilities for the audit of the financial report* section of our report.

We believe that the audit evidence we have obtained is sufficient and appropriate to provide a basis for our opinion.

### Independence

We are independent of the Group in accordance with the auditor independence requirements of the *Corporations Act 2001* and the ethical requirements of the Accounting Professional & Ethical Standards Board's *APES 110 Code of Ethics for Professional Accountants (including Independence Standards)* (the Code) that are relevant to our audit of the financial report in Australia. We have also fulfilled our other ethical responsibilities in accordance with the Code.

PricewaterhouseCoopers, ABN 52 780 433 757  
One International Towers Sydney, Watermans Quay, Barangaroo, GPO BOX 2650, SYDNEY NSW 2001  
T: +61 2 8266 0000, F: +61 2 8266 9999  
Level 11, 1PSQ, 169 Macquarie Street, Parramatta NSW 2150, PO Box 1155 Parramatta NSW 2124  
T: +61 2 9659 2476, F: +61 2 8266 9999

Liability limited by a scheme approved under Professional Standards Legislation.



### Other information

The directors are responsible for the other information. The other information comprises the information included in the annual report for the year ended 31 December 2022, but does not include the financial report and our auditor's report thereon.

Our opinion on the financial report does not cover the other information and accordingly we do not express any form of assurance conclusion thereon.

In connection with our audit of the financial report, our responsibility is to read the other information and, in doing so, consider whether the other information is materially inconsistent with the financial report or our knowledge obtained in the audit, or otherwise appears to be materially misstated.

If, based on the work we have performed on the other information that we obtained prior to the date of this auditor's report, we conclude that there is a material misstatement of this other information, we are required to report that fact. We have nothing to report in this regard.

---

### Responsibilities of the directors for the financial report

The directors of the Company are responsible for the preparation of the financial report that gives a true and fair view in accordance with Australian Accounting Standards - Simplified Disclosures and the *Corporations Act 2001* and for such internal control as the directors determine is necessary to enable the preparation of the financial report that gives a true and fair view and is free from material misstatement, whether due to fraud or error.

In preparing the financial report, the directors are responsible for assessing the ability of the Group to continue as a going concern, disclosing, as applicable, matters related to going concern and using the going concern basis of accounting unless the directors either intend to liquidate the Group or to cease operations, or have no realistic alternative but to do so.



### Auditor's responsibilities for the audit of the financial report

Our objectives are to obtain reasonable assurance about whether the financial report as a whole is free from material misstatement, whether due to fraud or error, and to issue an auditor's report that includes our opinion. Reasonable assurance is a high level of assurance, but is not a guarantee that an audit conducted in accordance with the Australian Auditing Standards will always detect a material misstatement when it exists. Misstatements can arise from fraud or error and are considered material if, individually or in the aggregate, they could reasonably be expected to influence the economic decisions of users taken on the basis of the financial report.

A further description of our responsibilities for the audit of the financial report is located at the Auditing and Assurance Standards Board website at: [http://www.auasb.gov.au/auditors\\_responsibilities/ar3.pdf](http://www.auasb.gov.au/auditors_responsibilities/ar3.pdf). This description forms part of our auditor's report.


A handwritten signature in black ink that reads "Sarah D'Arcy".

PricewaterhouseCoopers

A handwritten signature in black ink that reads "Sarah D'Arcy".

Sarah D'Arcy  
Partner

Sydney  
14 April 2023



— NSW —  
**RUGBY UNION**