



Respecting Pacific Island Culture and War Dances

GET INTO
RUGBY
SCHOOLS

Where is Rugby played across the Pacific?



Source: <http://www.beautifulpacific.com/south-pacific-islands.php>

A full list of Pacific Island Rugby playing countries can be found on the [Federation of Oceania Rugby Unions](#) website



What is life like in some of the Pacific Island Rugby countries?

PNG - Will Genia

(1:47)



Samoa – Digby Ioane and Ben Tapuai

(3:13)



Cook Islands and Tahiti Rugby story

(4:51)



What is the Rugby story in these videos about?

What seems to be similar and different about one or more of these cultures and Australian culture/way of life?

Why is it important to value/appreciate other cultures?

How might schools in the Pacific be similar or different to yours?



Celebrating Pacific Island culture through Rugby war dances

At most international Rugby events, we are spoiled for cultural diversity and richness when we witness a Pacific Island Rugby team perform an amazing war dance before their match.

View one or more of the following amazing war dances:

[NZ Haka](#)

[Samoan Siva Tau](#)

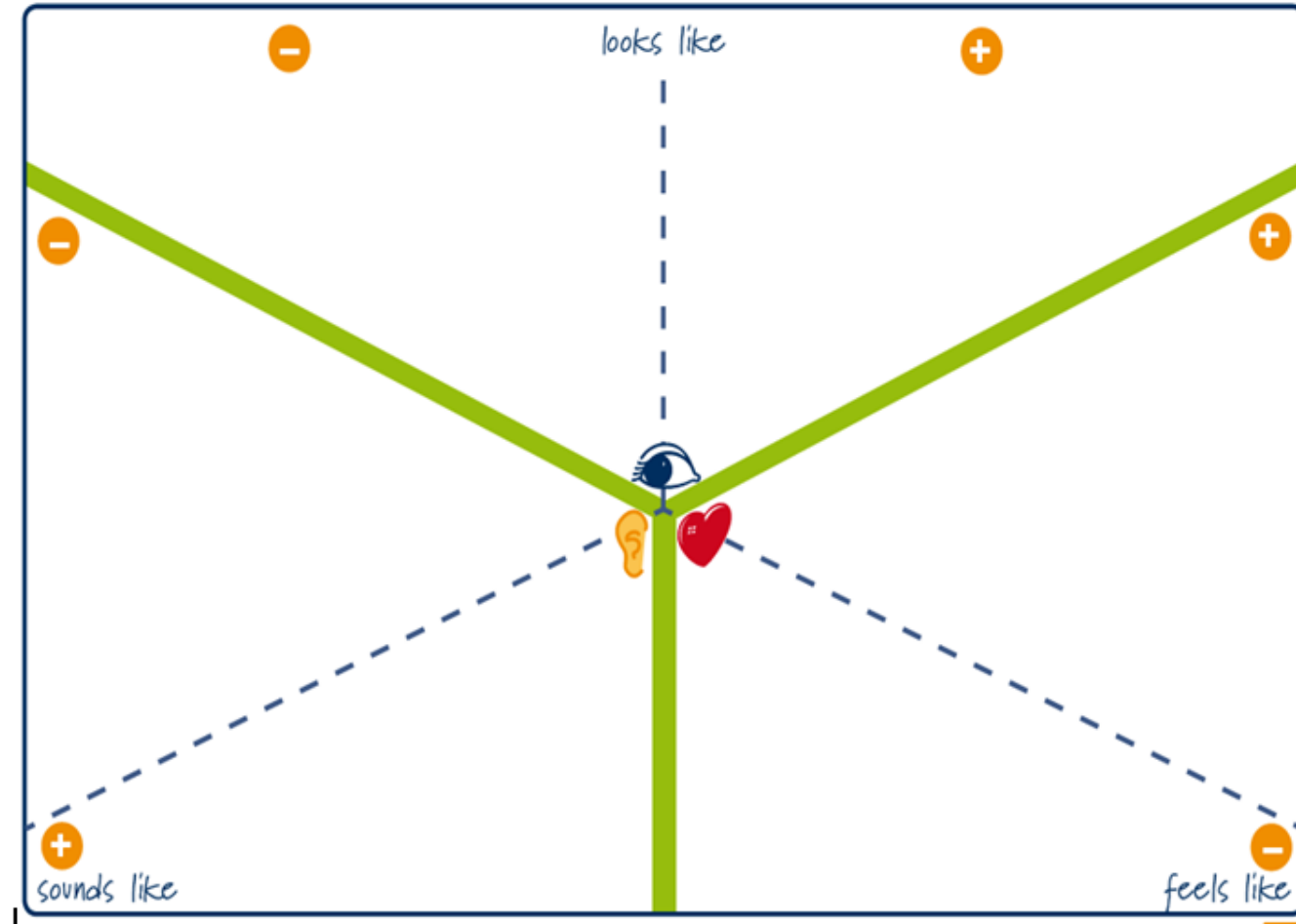
[Tongan Sipi Tau](#)

[Fiji iBOLE](#)

[Cook Islands war dance](#)



What did the war dances look, sound and feel like?



Source: http://www.itcpublications.com/thinking_tool_tmpls_split_y_chart

What impact might the war dances have on players and fans?



Cultural significance of the Haka

The Haka is part of New Zealanders' national identity.

The Haka:

- is a traditional ancestral war cry, dance and/or challenge from the Maori people of New Zealand
- is performed by a group of men, women, mixed groups or children
- includes vigorous movements and stamping of the feet with rhythmically shouted words
- can be performed for amusement, to welcome distinguished guests, to bid farewell to the dead, or to acknowledge great achievements or occasions
- is seen as a challenge thrown down by the All Blacks to their opponents.



This feature explores the Haka icon, history, artform and renaissance. Click on the image above or go to: http://farm1.nzstatic.com/visit/feature/haka/en/index_content.html

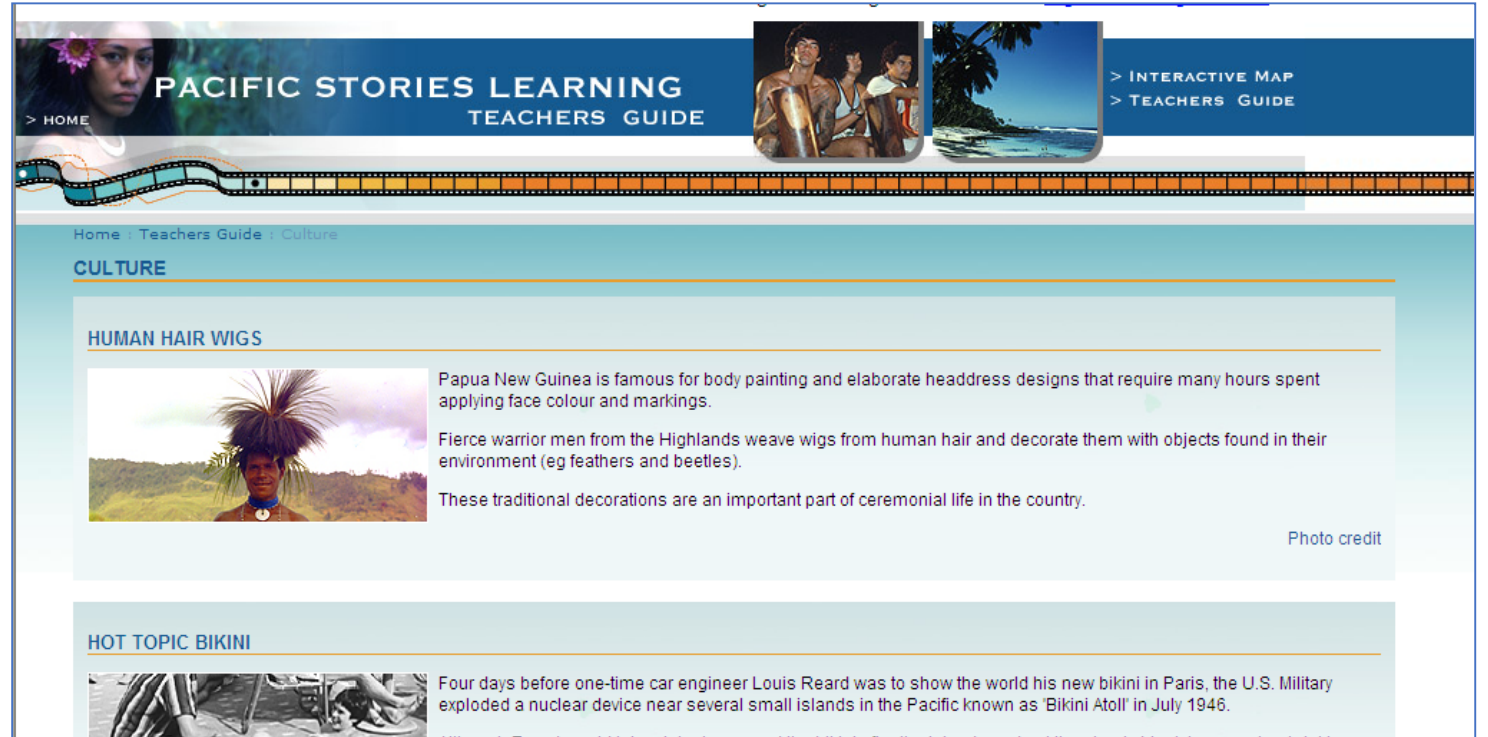
What else do you know about Pacific Island culture?

Ceremonies?

Indigenous languages?

Music?

Tattoos?



The screenshot shows the 'PACIFIC STORIES LEARNING TEACHERS GUIDE' website. The header includes a navigation bar with links for '> HOME', '> INTERACTIVE MAP', and '> TEACHERS GUIDE'. Below the header is a decorative filmstrip border. The main content area is titled 'CULTURE' and features two articles. The first article, 'HUMAN HAIR WIGS', includes a photo of a person with a large, spiky wig and text about Papua New Guinea's traditions. The second article, 'HOT TOPIC BIKINI', includes a photo of a person in a bikini and text about the 1946 nuclear test. A 'Photo credit' link is visible at the bottom right of the first article.

PACIFIC STORIES LEARNING
TEACHERS GUIDE

> HOME

> INTERACTIVE MAP
> TEACHERS GUIDE

Home : Teachers Guide : Culture

CULTURE

HUMAN HAIR WIGS

Papua New Guinea is famous for body painting and elaborate headdress designs that require many hours spent applying face colour and markings.

Fierce warrior men from the Highlands weave wigs from human hair and decorate them with objects found in their environment (eg feathers and beetles).

These traditional decorations are an important part of ceremonial life in the country.

Photo credit

HOT TOPIC BIKINI

Four days before one-time car engineer Louis Reard was to show the world his new bikini in Paris, the U.S. Military exploded a nuclear device near several small islands in the Pacific known as 'Bikini Atoll' in July 1946.

Find out more at [Pacific Stories Learning](https://www.pacificstorieslearning.com/).

Worksheet fun

Photo stories

For each picture, write down some words to describe the picture, then write a sentence about the events that happened before, while and after the photo was taken.



WORDS to describe picture

Before

While

After



WORDS to describe picture

Before









While

After

Lower Primary

TryTime

Develop a quiz – Pacific Island countries

<p>2008</p> <p>127,960,000</p> <p>(2011 estimate)</p> <p>JPN</p> <p>849,000</p> <p>(2008 estimate)</p>	<p>2008</p> <p>179,000</p> <p>(2008 estimate)</p> <p>TNG</p> <p>104,000</p> <p>(2010 estimate)</p>
<p>2008</p>  <p>2008</p>  <p>2008</p>  <p>2008</p> 	
<p>Japan</p> <ul style="list-style-type: none">• Hi = Yaa• Goodbye = Sayonara• Thank you = Arigatou• Please = Onega• Welcome = Youkoso irasshai masita 	<p>Samoa</p> <ul style="list-style-type: none">• Hello = Talofa (Tah-low-fah)• Goodbye = Tofa (Tow-fah)• Thank you = Fa'afetai (Fah-ah-fay-fee)• Please = Fakamolemole (Fah-ah-mor-le-mor-le)• Welcome = Malo 
<p>Fiji</p> <ul style="list-style-type: none">• Hi = Bula• Goodbye = Moca• Thank you = Vinaka• Please = Kerekere• Welcome = Bula 	<p>Tonga</p> <ul style="list-style-type: none">• Hello = Mālo e lelei (inf) / Mālo'etau (ava (fm))• Goodbye = Nifo'a• Thank you = Mālo / Mālo'aupto / to mālo• Please = Fakamolemole• Welcome = Taitai Fietia 

There is so much information you can find out and share about all of the Rugby playing Pacific Island countries.

Use the information provided on this page to develop a five question quiz for your friends.

Once you've tried your quiz on someone, try someone else's. Don't forget you could get more ideas from the internet.

My QUIZ

-
-
-
-
-

Middle Primary

TryTime

Advertise the Pacific Islanders' match!



North Harbour Stadium, Albany
Saturday July 10th Kick off 7.35pm
Book at www.ticketek.com (09) 307 5000 or at usual Ticketek outlets

Your local Rugby club is going to play the Pacific Islanders' Rugby Team next. Your job is to advertise the match on a poster. Use the main ideas from the advertising poster above (e.g. stand-out title, large print, major photos, colour, action shots, date, time, venue, contact details etc) to create your own design. Start planning in the box below. Afterward you might be chosen to draw your plans on a real blank poster!

Upper Primary

Assessment idea: Lower Primary


Dance and sing along to one of the Pacific Island Rugby war dances i.e.

- [NZ Haka](#)
- [Samoaan Siva Tau](#)
- [Tongan Sipi Tau](#)
- [Fiji iBOLE](#)
- [Cook Islands war dance](#)



Assessment idea: Middle Primary

- Make up a class war dance to represent their class group's beliefs, traditions, and culture which could be performed at the upcoming Rugby carnival.
- Create words for the war dance. Your war dance could be about: a legend or story from school, church, or in the community; playing Rugby; being with friends; the class group's skills e.g. physical strength, speed, ball skills etc.
- Sounds that could go with the words e.g. traditional and other instruments, popular songs, use of body parts e.g. clapping, humming, clicking, stamping.
- Create dance movements to go with the words and sounds. The dance could either match the words and sounds or be a series of vigorous movements like the Haka.



Assessment idea: Upper Primary

Debate the topic “Rugby team war dances deserve everyone’s respect”.

For support with debating skills, see: http://www.actdu.org.au/archives/actein_site/basicskills.html#teamline.

