



# 2025 ANNUAL REPORT



# SEASON OVERVIEW



## Playing Demographics by Gender (%)

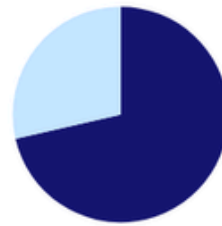


**80.9%**  
Males - Junior & Senior



**17.2%**  
Females - Junior & Senior

## Referee Demographics by Gender (%)

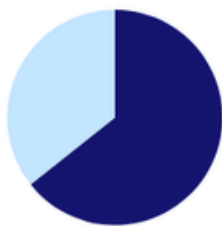


**71.4%**  
Males - Junior & Senior

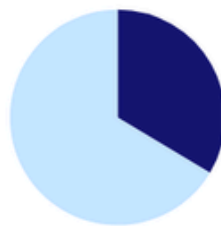


**28.6%**  
Females - Junior & Senior

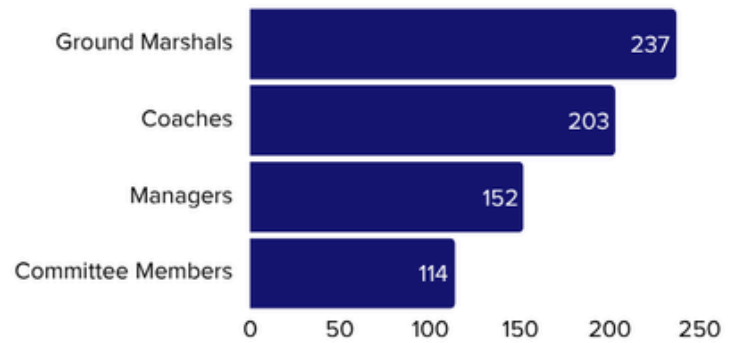
## Volunteer Demographics by Gender (%)



**64.3%**  
Males



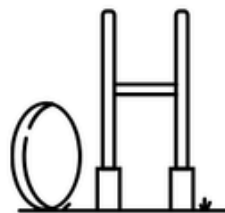
**33.6%**  
Females



## XVs Competition Stats

Number of games officiated = 578  
Number of JPP games = 252

Total Tries Juniors - 2,782  
Total Tries Seniors - 2,803



Number of Teams U12 > = 68  
Number of JPP Teams = 28

Wilfred Watson Top Junior Try Scorer - 53  
Nikki Kelly Top Womens Try Scorer - 31  
Ben Garcia Top Mens Try Scorer - 27

Most Capped Player - Daniel Rowe, Brighton, 500+ games  
Most Capped Referee - Adam Bethell, 160+ games

Youngest Player - Aroha Timmo, 2021  
Oldest Player - Frank Ortiz, 1944



## PRESIDENTS REPORT

One of RUSAs core focuses throughout 2025 has been strengthening the connection between our Life Members, long-time supporters, and the next generation of our rugby community. Rugby continues to evolve, and it is vital that everyone who has contributed to our journey feels both seen and heard as we shape the future of the game in South Australia.

Over the past 12 months, we have made a deliberate effort to increase our visibility across both the community and public landscape. At a grassroots level, members of the Board and executive team have been more present within clubs, working closely with committees and fostering stronger relationships. This club development focus remains a priority and will continue to evolve, as we reinforce the importance of community and grassroots values that are the foundation of our game.

From a broader perspective, RUSA has also played an active role in high-profile events, including the British & Irish Lions Tour and Rugby World Cup preparations. These opportunities have allowed us to elevate the profile of rugby and ensure it remains front of mind within the South Australian sporting community.

A key priority for the organisation has been improving transparency and accountability in how we administer rugby across the state. Over the past year, we have made meaningful progress in enhancing both the quality and frequency of our communication. Building trust with our stakeholders is essential, and we are committed to continuing this momentum - welcoming feedback and embracing opportunities to improve.

The 2025 season has provided us with a strong platform for future growth. As we look ahead, we do so with optimism and a shared purpose. We sincerely hope that our players, supporters, volunteers, and partners will continue this journey with us as we move forward together.

On a personal note, I've thoroughly enjoyed my time in the role of President. Spending time with club presidents, committee members, and supporters across the state has been a highlight. Those conversations and connections are what make this role rewarding and help keep us grounded in what matters most.

Thank you for your ongoing support and commitment to Rugby Union in South Australia.

## CHAIRS REPORT

2025 was a year that saw South Australia take centre stage once again in the International rugby landscape, with the British & Irish Lions Tour providing a once-in-a-generation opportunity for South Australia to be part of one of the biggest events in Rugby world. The AUNZ Test, was a brilliant showcase of the devotion of over 40,000 local rugby supporters, local interested parties and the large crowd of travelling masses to South Australia for an unofficial test match, breaking a number of records and seeing our game played at high level once again in this state, it really bodes incredibly well for the upcoming spectacle of the 2027 Rugby World Cup. A big well done as hosts to our Rugby Community and our club officials for the activations that were on show.

Financial control and procurement discipline has been a key focus of 2025. The British & Irish Lions tour provided the opportunity to test the organisation financially and operationally for future opportunities such as 2027 and 2029 World Cups. The Board, CEO and finance committee worked hard to ensure proper controls with forecasting models and cost control returning the budget to surplus and setting up RUSA to be able to invest in key projects moving forward. The Board has also focussed heavily on its governance framework, with the audit and risk committee, financial committee and competitions committee all being re-established and aligned with ensuring that RUSA is transparent, accountable and able to deliver for its stakeholders. With a focus on continuous improvement, RUSA participated in a national sports survey through the Australian Sports Commission, RUSA achieved a high maturity rating with some identified areas for improvement a focus in 2026.

The Board has also been hands-on in strengthening vital government relationships, with strong collaboration between the South Australian Government, local government bodies and RUSA all interactions having been crucial to the Lions Tour. These relationships continue to develop resulting strong and reliable stakeholder partnerships, and these shall continue to be a core focus as we head into the next half decade.

Thanking you for all your support, the Board members and our hard-working RUSA staff.



## CEO REPORT

2025 will go down as a rather unique time in the modern history of RUSA, with a combination of new faces, new ideas and major events shaping our year.

Across 2025, we embarked on a shift from a season “season delivery” into “system building”, mindset. Our aim: to both capitalise on the existing wealth of talent, passion and commitment present in the SA Rugby community, and harness this to prepare ourselves for the upcoming opportunities presented by the Men’s and Women’s Rugby World Cups in 2027 and 2029.

With this in mind, the RUSA team embarked on several key projects, all of which are expected to vest fully over the coming years. These include:

- The signing of the Western Force MOU, which will see the implementation of the Force Academy SA pathway for our youth players, and commercial and content opportunities commencing from 2026
- Establishing the framework and personnel to focus on providing pathways, administrative and playing opportunities for women & girls
- A revised stakeholder strategy which targets strengthening the relationship between RUSA, it’s club executives, Rugby Australia and multiple tiers of government.

Of course, the year was also packed with some incredibly memorable rugby moments, with the highlights being the incredible RUSA finals series, as well as the spectacle of the British & Irish Lions turning it on in Adelaide.

From a personal perspective, I wanted to express my gratitude to the many stakeholders of RUSA, be they players, life members, club executives, staff or board members, for allowing me the privilege of serving the game in South Australia. It has been humbling to work with so many dedicated and passionate people who love our sport so much, and I am very excited for what the future will hold over this next exciting horizon.

So thank you again to all who have been a part of this journey with us. The coming years will no doubt be filled with opportunity for our game. I’m looking forward to embracing this chance with all of you.

## THANK YOU CARL JONES

Carl Jones’ contribution to Rugby Union SA over more than two decades has been both profound and enduring. Beginning his journey in 2004, Carl served the organisation across multiple appointments through to 2025, holding key roles including Development Officer, Competition Manager, General Manager and ultimately Chief Executive Officer.

Throughout his tenure, Carl demonstrated an unwavering commitment to the growth and sustainability of rugby in South Australia. His leadership was defined by a strong focus on community, participation and the long-term development of the game, with initiatives that contributed to sustained junior growth and broadened engagement across non-traditional rugby audiences.

A hallmark of Carl’s leadership was his ability to elevate the profile of rugby in the state. He played a central role in securing and delivering major events, including National Rugby Championship fixtures, Wallabies and Wallaroos matches, and positioning South Australia as a host venue for global events such as the British & Irish Lions Tour and Rugby World Cup fixtures.

Beyond events and participation outcomes, Carl’s legacy lies in the strength of the rugby community he helped foster.

Carl leaves Rugby Union SA with a lasting legacy of progress, connection and opportunity. The foundations he helped build will continue to support the game’s development for years to come.



# AROUND THE GROUNDS



## ADELAIDE UNIVERSITY

While 2024 was a year of steady growth and improvement, 2025 was much more challenging across many areas of the clubs operations, but it also provided important clarity about our priorities and the structural changes required to strengthen our foundations as we move forward.

We remained committed to our core tenet of providing a safe, inclusive and development focused rugby environment, however, that is a far more difficult task when faced with low player and volunteer numbers.

Our goal is to steadily improve on-field performance, financial performance, governance and fundamentally, our members experience.

## BAROSSA

2025 has been our first full year in our new amazing facility, which continues to impress not only our members, but all visiting clubs and RUSA staff. Improvements we have made have been significant and set us up to host events.

The reserve/referee dugouts are a welcome addition, providing shelter from elements. They were a great opportunity presented to us from the upgrade of Lyndoch.

We were successful in securing grand funding from the Australian Rugby Foundation for a new scrum machine, which is currently being manufactured interstate and will be ready for use in the pre-season.

Other successful grant applications have come from the Office of Sport and Recreation which have enabled us to fund the creation of this year's indigenous jerseys with the design assistance of the students from Nuriootpa High School. Also, we were able to secure a federal government grant which was used to help with the upgrade costs to our facility.

## BRIGHTON

For Brighton, 2025 was a year of progress, connection, and tradition. Across all grades, from our youngest juniors learning the game for the first time, through to our men's and women's senior teams, we saw continued growth in participation, teamwork, and club spirit. The development of our women's and youth programs remains central to our mission, and we are proud of the enthusiasm and inclusiveness that continues to grow across every level of the club.

A highlight of the season was the introduction of the Ted Fidock Round, a new annual tradition in partnership with the Woodville Rugby Club. This round celebrates the shared history between the two clubs and honours Ted Fidock, a player who represented both sides and embodied the values of commitment, respect, and sportsmanship.

Throughout 2025, Brighton Rugby Club remained committed to the broader goals of Rugby Union South Australia, promoting participation, growing the game, and strengthening the pathways from junior to senior rugby. Our coaches, referees, volunteers, and administrators have once again shown extraordinary dedication to the sport and community.

## BURNSIDE

No report submitted

## CRIPPLED CROWS

The year began with an unforgettable international experience at the Golden Oldies Rugby Festival in Singapore. Despite minor transport hiccups and a lightning interruption to play, the tour was a resounding success. True to Masters rugby spirit, a handful of "old man" injuries did little to dampen enthusiasm, with the group embracing every moment of competition and connection.

Domestically, the season launched with the popular "May the Fourth" fixture in the Barossa and continued with strong participation and great hospitality from host clubs. The welcoming attitude of clubs across South Australia ensures the Crippled Crows' unique brand of inclusive, social rugby continues to thrive.



# AROUND THE GROUNDS



The committee's dedication remains outstanding, consistently delivering memorable experiences for players and supporters. The club is grateful for the ongoing support of Rugby SA, particularly under new CEO Lochie Lawrence, and for the continued partnership with the Referees' Association. With a full schedule ahead, the Crippled Crows look forward to another year of fun, friendship and fraternity.

## ELIZABETH

2025 has been another year of steady progress for the club, with our junior program continuing to thrive and compete strongly against some of the more established pathways in the state. Our senior men again faced challenges, with injuries and player availability impacting consistency. However, the core group who committed each week displayed resilience and character we are incredibly grateful for their passion and loyalty.

Some of our highlights for the 2025 season include:

- Continued growth in our reinvigorated ELZ7 program.
- Strong junior numbers across the club, including 29 players in U12s, increasing depth in U14s, and a courageous U16 group competing hard every week.
- Ongoing strong support from our sponsors.
- A solid spread of junior teams from U6/7 through U16 competing throughout the season

A key strategic focus for 2026 will be the re-establishment of our U18 side, as well as the return of a women's team, both important steps in restoring a full player pathway and strengthening our future.

## NORTH TORRENS

No report submitted

## ONKAPARINGA

The 2025 season was one of strong progress and pride for the Onkaparinga Rugby Club, both on and off the field. The committee achieved significant outcomes throughout the year, while continuing work on several initiatives to be finalised in the coming months.

A highlight was once again securing the rights to host the first week of finals. The event was a resounding success, drawing praise from across the rugby community. Visiting clubs commended the organisation of the weekend, with several presidents reaching out to acknowledge the remarkable volunteer support. That strength lies in the deep love and pride our members have for the club, reflected in the dedication of our volunteers, players, coaches, managers and committee members.

On the field, all junior grades qualified for finals, with our Under 12s crowned Premiers. The team was widely recognised for its sportsmanship and conduct throughout the season. Our Under 18s narrowly missed a Grand Final berth, while the return of Premier Grade and Women's teams to finals football demonstrated the strength of our playing base.

## OLD COLLEGIANS

2025 was a year of development for our club – constantly asking the question of how we become more effective with the financial constraints that exists in all community sport. Rugby remains our priority, with coaches, managers and the committee ensuring the program is run well. Underpinning our program is fostering a culture of community, performance and integrity – as evidence by the number of players registered with our club and wins across our junior and senior teams.

Significant highlights for 2025 include:

- Premierships in Reserves, U18 and U14s
- Minor Premiers in Premier, Reserve, U18, U16 and U14 grades.
- Introducing a new jersey design, returning to our traditional maroon and royal blue.



# AROUND THE GROUNDS



## PORT ADELAIDE

In the 2025 season, Port Adelaide Rugby Union Club proudly fielded a senior team in the Reserve Grade competition. The team participated in 17 games, with only one forfeit (caused by several players travelling interstate to witness the British & Irish Lions tour).

Despite a challenging season on the field, finishing with 4 wins and 13 losses (including the forfeit), the team demonstrated great spirit, commitment, and camaraderie, laying a strong foundation for future success.

One of the standout achievements this year was the remarkable growth of our junior program, which increased from 38 to 78 registered players, more than doubling in size.

The club continues to evolve, and we have several important goals for the coming year:

- Recruiting more players at all levels, juniors, seniors, and a potential women's team
- Finalising and implementing our strategic plan for growth
- Expanding our volunteer base and strengthening community partnerships
- Improving club systems and operations to ensure long-term sustainability.

## SOUTHERN SUBURBS

Southern Suburbs has always been a vast and diverse collection of people coming together to create an atmosphere of fun and friendship with a bit of rugby thrown into the mix. There have been improvements around the club this year with the rear fencing project complete and the canteen upgrade needing a couple of touch ups. We have also installed a solar battery system, helping to keep fixed electrical costs down.

For the Juniors, we have 31 players experiencing their first season with Southern Suburbs and a number of seasoned players celebrating their 50th, 100th and 150th games for the club. We introduced a Junior Spirit Award for a young individual who goes above and beyond off the field.

The junior clinic also marked the launch of our “By Juniors, for Juniors” coaching pathway, with five U18 players stepping into coaching roles – a milestone for our club and a proud moment for our young leaders.

## WOODVILLE

This year brought significant off-field work, including engagement with council, RUSA, Rugby Australia, and community stakeholders. We are proud that Woodville has been selected as a training venue for an international team during the 2027 Rugby World Cup - the only SA rugby club to do so.

Operational matters such as clubhouse maintenance and shed relocation remain ongoing discussions with council. Merchandise launches with Canterbury have been successful, and club finances remain in a strong position thanks to disciplined management and generous support from our sponsors.

Our Premier Grade men enjoyed a competitive season under returning head coach Jason, recording six wins, seven losses and a draw, finishing just outside the finals in 5th place. We look forward to building on this momentum in 2026 with an expanded coaching team.

Reserve Grade faced challenges with depth and consistency, recording five wins but struggling with low player numbers. With juniors progressing through the ranks, we remain confident in the future strength of our senior men's program.

Our Premier Women again had a strong year, finishing 2nd on the ladder with 12 wins. Despite not returning to the Grand Final, the team demonstrated growth and resilience. A refreshed coaching group will guide the squad into 2026.



# SCHOOL DEVELOPMENT PROGRAMS



Rugby Union SA continued to strengthen its footprint across South Australia's schools in 2025, introducing hundreds of students to the fun, teamwork and values of rugby through a range of engaging programs and events.

Across the year, Rugby Union SA connected with schools through Sporting Schools funding, school-led initiatives, and participation in ACHPER and SAPSASA events ensuring rugby's reach continued to expand into new communities and age groups.

Through the Australian Sports Commission's Sporting Schools program, the Get into Rugby and Tri-Tag formats were delivered at:

- Redwood Primary
- Craighburn Primary
- Woodcroft College
- Aldinga Payinthei College
- McLaren Vale Primary
- Wirreanda Secondary
- Willunga High
- Colonel Light Gardens Primary
- Birdwood Primary
- Roma Mitchell Secondary
- Adelaide East Education Centre
- Trinity College Roseworthy
- Gulfview Heights Primary

These programs provided students with structured, inclusive rugby experiences that emphasised skill development, movement, and fun with many students for their very first time picking up a rugby ball

In addition to funded programs, Rugby Union SA delivered sessions and supported sports days across other schools including

- Meadows Primary
- Hackham East Primary
- Angaston Primary
- Portside Christian College
- Greenock Primary
- Mallala Primary
- Noarlunga Downs Primary
- Flaxmill Primary
- Blackwood Primary
- Unley Primary
- Seaton Park Primary
- Tea Tree Gully Primary
- Elizabeth Grove Primary School
- Brighton Primary School.

The enthusiasm from students and teachers alike has been outstanding. Many schools expressed a desire to continue rugby beyond their initial sessions which is a testament to the positive experiences created by our dedicated development officers.

The growing school engagement demonstrates a clear momentum with rugby becoming a regular and exciting part of the school sports landscape in South Australia. This strong foundation is building the pathway for future participation, ensuring the game continues to thrive from the classroom to the club field.



# GET INTO RUGBY PROGRAM U4-U7



The Get into Rugby program is a national initiative designed to introduce children aged 4 to 7 to the game in a safe, inclusive, and engaging environment. The program aims to empower participants with the fundamental skills, understanding, and confidence needed to transition seamlessly into Junior Rugby and continue their journey in the sport.

Upon registration, each young participant received their own rugby ball delivered directly to their home, encouraging practice and play beyond structured sessions. In addition, participating clubs were provided with Tri Tag belts to assist in delivering dynamic and developmentally appropriate training sessions.

Within the program, coaches take on the role of Game Activators - leaders focused not only on teaching skills, but on creating memorable, enjoyable experiences for every participant. Activators are supported by Rugby Australia's suite of over 40 activity plans designed to develop both fundamental movement and rugby-specific skills. These resources ensure that every session contributes to participants' confidence, coordination, and enthusiasm for the game, laying a strong foundation for lifelong involvement in rugby.

A key highlight of 2025 was the Get into Rugby Gala Day, held in March at Adelaide University Rugby Club as part of the Gold Blooded Tour. The event attracted more than 20 young and enthusiastic players – including many first-time participants – who took part in a variety of fun, skills-based activities.

Delivered in partnership with Rugby Australia, the Gala Day showcased the energy and inclusivity of the new Get into Rugby program. The day was made even more memorable by special guests Classic Wallaby Warrick Waugh, Classic Wallaroo Shirley Russell, and crowd favourite mascot Wally, who all joined in the festivities.

The success of this event reflected the program's commitment to creating positive early experiences in rugby, fostering a sense of excitement and belonging among the youngest members of South Australia's rugby community.



More information can be found on Rugby Australia's website:  
<https://australia.rugby/participate/get-into-rugby>

Or Rugby SA website:  
<https://sa.rugby/juniors/get-into-rugby>

# BRITISH & IRISH LIONS CELEBRATION WEEK

The British & Irish Lions visit to Adelaide represented a landmark moment for the local rugby community, bringing the rare opportunity to experience Test match rugby on home soil. Hosting a fixture of this magnitude not only elevated the profile of the game in South Australia but also inspires players, coaches, and supporters by connecting them directly with the pinnacle of international rugby.

For many within the community, it is a once-in-a-generation event that validates years of growth and commitment to the sport, while also creating a powerful platform to attract new participants and re-engage past players through the excitement and visibility that only an occasion like the Lions tour can deliver.



## FESTIVAL OF RUGBY

### MONDAY - SCHOOL HOLIDAY CLINIC

Rugby Union SA kicked off the school holidays with an outstanding clinic at Old Collegians Rugby Club attracting an incredible 83 young players eager to develop their skills and be part of the growing rugby buzz in South Australia especially in the lead-up to the historic British & Irish Lions Test at Adelaide Oval.

The clinic was divided into three exciting age zones, each led by our dedicated Development Officers:

- 4–7 years (Get into Rugby) – Led by Steph, introducing our youngest players to the fun and fundamentals of rugby through play and teamwork.
- 8–12 years – Led by Barb, focusing on skill development, confidence, and game awareness.
- 13–16 years – Led by Troy, challenging older players with advanced drills and tactical learning.



The energy lifted even higher when the AUNZ Rugby Team trained after the clinic giving participants a front-row seat to elite preparation. For many, the chance to watch their heroes up close and later meet them for photos and autographs was a once-in-a-lifetime experience.

With smiles all round, the clinic not only delivered a memorable day of rugby but also served as a powerful showcase for the sport's momentum in South Australia.



**AUNZ**  
INVITATIONAL XV

# BRITISH & IRISH LIONS CELEBRATION WEEK

## WEDNESDAY - COACH ALUMNI

Rugby Union SA hosted a Coaching Forum at Coopers Alehouse on 9 July, bringing together 12 South Australian coaches and 8 Match Officials for an evening of learning and connection.

We were privileged to welcome special guests Zane Hilton (Queensland Reds) and Simon Cron (Head Coach, Western Force), who shared invaluable insights from the professional game. Attendees watched the clash between the British & Irish Lions and the Brumbies, gaining inside tips on how to coach the game from those working at the highest level.



## FRIDAY - LONG LUNCH

The return of the British & Irish Lions to Adelaide for the first time since their inaugural tour in 1888 was an occasion worthy of celebration. Fittingly, it was marked in style at the British & Irish Lions Lunch, held at the Adelaide Convention Centre on the eve of the highly anticipated match.

The event celebrated many facets of the game, none more significant than the coming together of two proud rugby traditions, highlighted by the AUNZ team - representing the first time since 1989 that such a concept has been revived. Proceedings began with a powerful Welcome to Country delivered by Kaurua elder Uncle Mickey, followed by a captivating cultural



performance from Kotahitanga o Adelaide Kapa Haka, setting a meaningful and inclusive tone for the afternoon.

Rugby pedigree was on full display throughout the event, with Nick McArdle guiding proceedings as MC. He was joined by an esteemed panel of speakers including Les Kiss, Phil Waugh, Jason Leonard, and Ieuan Evans. Each shared personal reflections on the unique significance of Lions tours to Australia and the excitement building ahead of the clash.

Beyond the celebration, the lunch also played a vital role in supporting the future of the game locally. Through the generosity of attendees and strong engagement in the event auction, valuable funds were raised to support the ongoing development of rugby in South Australia- ensuring the legacy of this historic occasion will endure well beyond the final whistle.



# BRITISH & IRISH LIONS CELEBRATION WEEK

## SATURDAY - TEST MATCH ACTIVATION

In one of the most memorable moments of the year, Rugby Union SA delivered Get into Rugby activations on the hallowed turf of Adelaide Oval before the AUNZ vs British & Irish Lions Test Match



As pre-match entertainment, the next generation of South Australian rugby stars had the incredible opportunity to run out on the Oval and dreaming of one day representing their state and their country on the same stage.



Players from across all RUSA clubs were represented, with each participant rotating through a series of engaging Get into Rugby activities designed to showcase the fun and fundamentals of the game. From activations and catch-pass drills to fast-paced evasion games, every moment was filled with energy, laughter, and inspiration.



For the lucky few coaches who joined their players on the field, it was a proud and humbling experience to stand on one of the most iconic sporting grounds in the country moments before the highest-attended rugby match in South Australian history.



The event not only celebrated the growth of the game but also perfectly captured the spirit and connection of the rugby community in South Australia from grassroots to the highest stage.



# STATE REPRESENTATIVE PROGRAMS

## U12 REGIONAL CARNIVAL

The 2025 Regional U12 Carnival was hosted at Port Adelaide, bringing together the North, South, and Central zones in an exciting showcase of junior rugby talent. What began as three regional teams quickly evolved into six evenly split sides, ensuring every young player enjoyed plenty of game time and development opportunities.

Before matches began, three targeted skill blocks focused on catch & pass, tackle contest, and ruck & counter - key areas designed to build confidence and prepare players for contact rugby.

Community involvement was exceptional, with four referees volunteering their time to officiate games and help create a fun, fair, and learning-focused environment.

The event was a resounding success with juniors gaining valuable game experience and forging new friendships across clubs.

Despite the wet weather, the smiles, laughter, and camaraderie made it an unforgettable day for everyone involved. This event truly highlighted the strength and spirit of our rugby community - passionate people coming together to nurture the next generation of players.



## U14 BOYS INVITATIONAL

Our Under 14 Boys prepared to host Tasmania and NSW Juniors in a Tri Series held at Woodville Rugby Club and Old Collegians Rugby Club. This initiative provided our players with an introduction to representative rugby and the opportunity to test themselves against other state teams. The series offered valuable development experiences both on and off the field, fostering growth, teamwork, and confidence among our young athletes.

U14 Players: Angus Naylor, Ashton O'Neill, Caleb van Dongen, Daniel Jones, Ethan Hutchinson-Rehn, George McDowell, Grant Goetsch, Henry Barnett, Iroam Dziopa, Jack Conaghty, Jacob Milburn, Jharque Weston, Kaiden Rawatxay, Mahmoud Salie, Marley Panapa, Mason Brown, Morrison Earnshaw, Oscar Eli, Reuben Bosch, River Glasson-Doyle, Roman Rechichi, Samuel Kerr-Grant, Sidney Denley, Taj Doughty, Tayne Edward, Tylan Thew, Willis Lopes, Zander Czeglik

Coaches: Matt Barnett & Wayne Schutte.  
Manager: Vanessa van Dongen.

Game 1: SA 7 v NSW 25  
Game 2: SA 55 v Tasmania 7  
Game 3: SA 0 v NSW 46  
Game 4: SA 72 v Tasmania 0



# STATE REPRESENTATIVE PROGRAMS

## U14 GIRLS INVITATIONAL

Our Under 14 Girls hosted the NSW Juniors for a three-match series at Woodville Rugby Club. This series built upon the foundations of our Youth Girls Program and provided an excellent opportunity for players to participate in an all-girls competition. For many, it was their first experience playing in positions they would not normally take on in our mixed-gender competition. The series served as an important learning and development step as we continue to build an all-girls pathway in South Australia.

U14 Players: Anyssa Healy, Charlotte Ikaiahifo, Emilia Atkinson, Faith Moana, Genevieve van Dongen, Georgia Starchenko, Hayley Hoare, Julia How, Lacey Peters, Lexi Schmidt, Lydia August, Madeline Smith, Mia Gordon, Olivia Owen, Tatum van de Laar.

Coaches: Courtney Plowman & Sophie McClure.  
Manager: Jaye Gordon.

Game 1: SA 0 v New South Wales 24  
Game 2: SA 0 v New South Wales 39  
Game 3: SA 7 v New South Wales 58



## U16 & U18 YOUTH CHAMPIONSHIPS

Our U16 and U18 Boys and Girls teams travelled to the Sunshine Coast to compete in the National Youth Championships during the July school holidays.

Strong participation at open trials allowed both boys teams to prepare over a six-week program and send full squads to the Championships. The girls teams prepared alongside our Youth Girls Program through combined games and training sessions in the lead-up to the event.

As part of our continued effort to grow female pathways, we partnered with Queensland Country Girls, who assisted with player numbers across both age groups. For most of our girls, this was their first experience competing in all-girl matches within their own age grade. All four teams gained valuable experience and rugby knowledge from the Championships, contributing to the ongoing development of our junior representative programs.



U16 Boys: Aden Armstrong-Lawrance, Anthony Carroll, Bodhi Vockins, Bradley Jenkins, Caleb Dal-Bello, Daniel Pombo, Devin Bullard, Dylan Fiddes, Ethan Healy, Hamish Kerr-Grant, Jack Glenister, Jonathan Devine, Josaea Latu, Kajon Trubuhovich, Kobi Reynolds, Manuel Docompo, Mick van de Laar, Munotidaishe Chirau, Oliver Brooks, Rouvan Roets, Salesi Savou, Serhan Aslan, Shin Stuckey, Thomas Govey, Tielman Nieuwoudt, Xavier Lynn

Coaches: Dylan Purcell & Glenn Lightbody.  
Manager: Jane Healy. First Aid: Kevin Beckett.

Game 1: SA 0 v Brisbane Country 34  
Game 2: SA 12 v New South Wales Country 53  
Game 3: SA 26 v Tasmania 33  
Game 4: SA 5 v Northern Territory 8

# STATE REPRESENTATIVE PROGRAMS



U16 Girls: Addison Martin, Anna Hume-Suttell, Asha Raikiwasa, Ashlee Deacon, Dakota Miller, Fatimahh Matiavi, Levi Verwey, Lily Schwarz, Mackenzie Purton, Nikoletta Batzavalis, Penelope Bryce, Ruby Davey, Shana Beare, Summer Doughty, Tanali Quintana,

Coaches: Tevita Raikiwasa & Sarah Batzavalis.  
Manager: Chloe Lock. First Aid: Jaylee Eatts.

Game 1: SA Barbarians 5 v NSW 69  
Game 2: SA Barbarians 0 v NSW Country 38  
Game 3: SA Barbarians 32 v Tasmania 10



U18 Girls: Amelia Moore, Ashley John, Azalie Czeglik, Caitlin Purton, Freya Reese, Georgia Owen, Olivia Thomas.

Coaches: Emma Yates & Veronica Wah Day.  
Manager: Katy McCabe. First Aid: Jaylee Eatts.

Game 1: SA Barbarians 0 v NSW 74  
Game 2: SA Barbarians 0 v NSW Country 57  
Game 3: SA Barbarians 5 v Bris.Juniors 55

U18 Boys: Blane Thew, David Lowe, Felix Sandford, Fergus Keighran, Hamish Hayes, Henry Gourley, Jack Bell, Jake Liddiard, Jeremy Simpson, Kaea Mauheni-Edwards, Lemy Abdulmalik, Mackenzie Morgan, Marcus Pickard, Michael Dinan, Nathan Goetsch, Oliver Siegele, Owen Healy, Phoenix Brown, Rhys Warren, Salvatore Costanzo, Samuel Simpson, Seth Lightbody, Stoffel Venter, Toavalu Lesa, Zac Seaton

Coaches: Craig Basford & Peter Muchamore.  
Manager: Jane Healy. Medical: Kevin Beckett.

Game 1: SA 42 v Northern Territory 10  
Game 2: SA 62 v Tasmania 5  
Game 3: SA 19 v New South Wales 63



“ South Australia competes in national programs like the National Youth Championships not just to measure itself against the best, but to become it - providing our players with the stage, the standard, and the belief that they belong in the national conversation. These competitions are where talent is tested and character is forged. ”

# STATE REPRESENTATIVE PROGRAMS

## BLACK FALCONS PROGRAM

This year marked the establishment of a refreshed, purpose-driven program that players could truly commit to. Our women led the charge, commencing training in July, with the men following in August – setting the tone for a united, high-performance environment across both squads.

From a women's program perspective, we've built something special. With a broad and committed playing demographic, our athletes competed strongly against states with long-established academy systems – a testament to their dedication, resilience, and belief in the Black Falcons vision.

At the heart of our success continues to be the evolution of our Black Falcons style of play – a brand of rugby that has been deliberately developed and refined over the past three years. It represents who we are: physical, connected, and courageous.

Our coaching staff have also benefited from the invaluable mentorship and support of Jim McKay, former Wallaby and Queensland Reds Head Coach. His insight, experience, and encouragement have played a significant role in strengthening our program's direction and standards.

Programs such as these cannot go ahead without the generous support from our sponsors: EGM Executive Search & Recruitment, Dental Concepts, Bell Architects, Lysaght, and BGI Building Group



“ The Black Falcon program once again demonstrated that while South Australia remains a developing rugby state, our athletes possess an unmatched competitive spirit ”

Black Falcon Men: Aidan Flynn, Albert Howard, Bailey Loftus, Blue Tutuila, Carl Arnold, David Alo-Emile, Dominic Lane, Dusty Loffler, Fereti Saaga, Grant Murdoch, Hanno de Klerk, Hasler Monda, Keanu Eliepa, Lewis Adcock, Liam McDonough, Lindsay Adcock, Maxwell Monfries, Patrick Eteuati, Pita Nakarawa, Rafe Liebers, Ryan Barlow, Salvatore Costanzo, Sanaila Rokonai, Sebastien Stocks, Seth Clayton, Tofu Sooawmalelagi, Tom Knauer, Vereto Navutevute

Coaches: Tupu-Jonty Maualaivao, Tom Hankey & Troy Doughty, Manager: Paul Brown. First Aid: Kevin Beckett

Game 1: SA 24 v New South Wales Subbies 36  
Game 2: SA 7 v Queensland Country 47  
Game 3: SA 12 v Australian Defence Force 24  
Game 4: SA 42 v Queensland Subbies 5



Black Falcon Women: Abby Chitty, Abigail Harman, Ana Ikahihifo, Ashley John, Chloe Lock, Claire Ferguson, Ella Christie, Emma Yates, Frances Afeaki, Grace Fitzsimmons, Grace De Garis, Jade Pilkington, Jade Woonton, Jane Afeaki, Jet Verwey, Kate Tihema, Laisa Satala, Laura Helbig, Lauren McHugh, Maira Behrendy, Millicent Bennett, Paige Karpány, Portia Bradley, Sarah Macleod, Sophie McClure, Tia Mataira, Victoria Cousins, Zahn Anthony

Coaches: Lusia Raikiwasa, Gareth Atkinson, Rob Sadler, Jarrod Chave Manager: Paul Smith First Aid: Jay-Lee Eatts

Game 1: SA 22 v Queensland Subbies 19  
Game 2: SA 7 v Sydney Women 36  
Game 3: SA 5 v ACT & SNSW 43  
Game 4: SA 12 v Queensland Country 24

# YOUTH GIRLS PROGRAM



In preparation for the launch of the 2025 Youth Girls Competition, Rugby SA implemented a comprehensive pre-season activation strategy designed to build awareness, encourage participation, and engage stakeholders across the rugby community.

## PRE-SEASON ACTIVATIONS

### Direct Communication Campaigns

To ensure widespread awareness of the new competition structure, Rugby SA executed a multi-layered communication plan:

- **Current Female Participants:** An initial email campaign outlined the approved Youth Girls program, including competition structure, eligibility criteria, and key benefits for players.
- **Former Female Participants (2021–2023):** A targeted message was distributed to past players to re-engage them with rugby and encourage their return through the newly developed Youth Girls pathway.
- **Club Executives:** Club presidents and secretaries received comprehensive briefings with program documentation, registration details, and club-level engagement opportunities.

## STAKEHOLDER MEETINGS

Face-to-face presentations were held with key advisory groups to secure endorsement, refine planning, and ensure alignment with broader Rugby SA development goals. These sessions included:

- Competition Advisory Group
- Women's Advisory Group
- Junior & Youth Advisory Group

These meetings proved valuable in reinforcing the importance of establishing a clear and supportive pathway for female players while strengthening collaboration across clubs and competitions.



## PROGRAM LAUNCH

The official launch of the Youth Girls Pilot Program took place on 8 March 2025 as part of the 30th Anniversary Celebration of Women's Rugby in South Australia. The event featured a Confidence in Contact session led by Rugby Australia Development Officers, Classic Wallabies representatives, and local coaches, with participation from both U14 and U17 girls.

## POST-SEASON ANALYSIS

Despite positive engagement during the pre-season and launch phase, participation numbers fell short of the threshold required to sustain two age-grade competitions throughout the season. Contributing factors included concerns from some clubs regarding player redistribution between existing competitions and varying levels of player readiness for regular match play.

A post-season survey has been developed to capture detailed feedback from parents, players, and clubs. Insights from this feedback will directly inform the 2026 strategy, with a continued focus on creating a sustainable, stand-alone Youth Girls competition supported by improved communication, recruitment initiatives, and club collaboration.

Programs like our Youth Girls initiative are building the future of rugby. By creating a clear, supportive pathway for young girls, we are strengthening our game at every level for years to come.

# REFEREES ASSOCIATION



At the end of season 2024, SARURA provided pathways for feedback from members to establish way we could improve the association for 2025. Following a SWOT analysis post 2024, the following target areas were identified for 2025.

- Strength: Continuing to grow the strength of our junior program.
- Weakness: Education accessibility.
- Opportunity: MOD development.
- Threat: Member satisfaction with appointments. Recruitment and retention.

## JUNIOR PROGRAM

With the successful junior training hub running weekly out of Tregenza, prior to season 2025 commencing all clubs across Adelaide were contacted regarding the potential to host a second hub. Despite limited interest, we were able to successfully trial an education only junior program, run monthly out of Barossa. Building on the training program from 2024, this new education evening was tailored to the referee base at Barossa and supported the development of foundational skills and resilience training. Together these two hubs continued to promote the growth and development of our new and/or junior match officials. A large part of the success of this program was supported through greater ownership of the session by the juniors themselves, with Caitlin Dinning developing the monthly education plans in consultation with her peers and supported by senior members.



## MEMBER SATISFACTION

With the shift from the best game of the round to the best game for ref development, appointments this year have been received with overwhelmingly positive feedback. Transparency and accountability are some of the words that have come through in feedback to date. While we still have opportunities to improve in this space, overall, we are grateful to the hard work of Davo and his MOD squad to promote positive outcomes and appropriate challenges for our match officials.



While all of this has been happening, in the background we also had the chance to celebrate the British and Irish Lions tour to Australia, including the Australia and New Zealand Invitational event held in Adelaide. This event made the whole city come alive and reminded the world that rugby is more than a sport, it is a community and bring us together. Across the event SARURA supported junior games as part of the festival of rugby and hosted a Q&A event with an international match official team. This event allowed members young and old an insight into the human elements of being an international match official and will be an event many will not forget.

## REFEREE ASSOCIATION AWARDS

Quentin Fleischfresser Most Outstanding Junior

### ETHAN HOSKIN

Life Members Most Improved Referee

### DANIEL McDOWELL

RDO Coaches Award

### PATRICIA RUDZSKI

President's Award for Outstanding Contribution

### CAITLIN DINNING

# MINOR ROUND RESULTS - JUNIOR



## Under 18

RANK	TEAM	P	W	D	L	Pts
1	Old Collegians	16	16	0	0	80
2	Onkaparinga	16	14	0	2	70
3	Brighton	16	9	0	7	52
4	Woodville	16	7	0	9	36
5	Uni-Bulls	14	5	0	9	35
6	Barossa	15	2	0	13	16
7	Burnside	15	1	0	14	14

## Under 16

RANK	TEAM	P	W	D	L	Pts
1	Old Collegians	13	11	1	1	78
2	Woodville	17	15	1	1	77
3	Uni-Bulls	16	11	0	5	63
4	Onkaparinga	16	8	1	7	46
5	Brighton/ Burnside	16	5	1	10	25
6	Barossa	16	2	0	14	15
7	Elizabeth	14	0	0	14	13

## Under 14

RANK	TEAM	P	W	D	L	Pts
1	Old Collegians	16	16	0	0	79
2	Brighton	16	14	0	2	71
3	Onkaparinga	16	12	0	4	61
4	Woodville	16	10	0	6	50
5	Burnside	16	7	0	9	38
6	Elizabeth	16	6	1	9	37
7	Adelaide University	16	3	1	12	24
8	Southern Suburbs	16	2	0	14	15
9	Barossa	16	1	0	15	6

## Under 12

RANK	TEAM	P	W	D	L	Pts
1	Onkaparinga	18	15	0	3	79
2	Burnside	18	15	0	3	79
3	Southern Suburbs	18	14	0	4	74
4	Brighton	18	12	0	6	61
5	Elizabeth	18	10	1	7	60
6	Old Collegians	18	8	0	10	51
7	Woodville	18	8	1	9	47
8	Adelaide University	18	5	0	13	27
9	Port Adelaide	18	2	0	16	12
10	Barossa	18	0	0	18	0

# MINOR ROUND RESULTS - SENIOR



## Premier Grade

RANK	TEAM	P	W	D	L	Pts
1	Old Collegians	14	14	0	0	68
2	Burnside	14	11	0	3	59
3	Brighton	14	11	0	3	56
4	Onkaparinga	14	7	0	7	33
5	Woodville	14	6	1	7	30
6	Southern Suburbs	14	3	0	11	22
7	Adelaide University	14	2	1	11	16
8	Barossa	14	1	0	13	14

## Reserve Grade

RANK	TEAM	P	W	D	L	Pts
1	Brighton	18	16	0	2	79
2	Old Collegians	18	15	1	2	78
3	Burnside	18	14	1	3	72
4	Southern Suburbs	18	12	0	6	61
5	Onkaparinga	18	12	0	6	60
6	Barossa	18	7	0	11	37
7	Woodville	18	5	0	13	26
8	Port Adelaide	18	4	0	14	21
9	Adelaide University	18	2	0	16	12
10	Elizabeth	18	2	0	16	12

## Third Grade

RANK	TEAM	P	W	D	L	Pts
1	Brighton Gold	18	16	1	1	83
2	Burnside	18	16	1	1	82
3	Old Collegians	18	15	0	3	75
4	Barossa	18	11	1	6	62
5	Brighton Black	18	8	0	10	45
6	Southern Suburbs	18	7	2	9	44
7	Onkaparinga	18	7	0	11	39
8	North Torrens	18	3	1	14	24
9	Elizabeth	18	3	0	15	19
10	Adelaide University	18	1	0	17	8

## Open Women

RANK	TEAM	P	W	D	L	Pts
1	Southern Suburbs	15	15	0	0	80
2	Woodville	16	12	0	4	61
3	Burnside	16	11	0	5	58
4	Onkaparinga	15	10	0	5	54
5	Adelaide University	15	4	0	11	25
6	Port Collegians	15	2	0	13	14
7	Barossa/ Brighton	16	0	0	16	1

# ANNUAL AWARD WINNERS



Tamaki Cup Minor Round Premiers, Men  
 Kim Evans Cup Minor Round Premiers, Women  
 Coopers Club Champion  
 Coopers Alehouse Volunteer of the Year  
 Darryl Ryan Best Grounds & Facilities  
 HJ Rogers Administrative Services  
 Lee Fata Cup Most Team Tries, Women  
 Bob Hogarth Most Team Tries, Men  
 Wheelchair Rugby, Player of the Year  
 Wheelchair Rugby, Club Person  
 Neil Charter Development Shield  
 Ray Rosser Coach of the Year  
 U18 Tackling Trophy  
 Meredith Knowler Tackling Trophy  
 Sir Norman Jude Tackling Trophy  
 Junior Maualaivao U18 Best & Fairest  
 Eva Karpani U21 Best & Fairest Female  
 Ray Herde U21 Best & Fairest Male  
 Presidents Trophy Best Forward Female  
 Chairs Trophy Best Back Female  
 Edna Reilly Womens Best & Fairest  
 Presidents Trophy Best Forward Male  
 Chairs Trophy Best Back Male  
 Don Smith Medal

**OLD COLLEGIANS**  
**SOUTHERN SUBURBS**  
**OLD COLLEGIANS**  
**SARAH BATZAVALIS, SOUTHERN SUBURBS**  
**SOUTHERN SUBURBS**  
**JODIE GARDEN, PORT ADELAIDE**  
**SOUTHERN SUBURBS**  
**BRIGHTON GOLD THIRDS**  
**TAI MARTIN-PAGE**  
**ANDY PHILLIPS**  
**PORT ADELAIDE JUNIORS**  
**DYLAN PURCELL, UNI-BULLS**  
**ZAC SEATON, BAROSSA**  
**GRACE FITZSIMMONS, ONKAPARINGA**  
**LEE HUNTER, BRIGHTON**  
**LOGAN ADDISON-BLACK, ONKAPARINGA**  
**JET VERWEY, BURNSIDE**  
**CARL ARNOLD, OLD COLLEGIANS**  
**VICTORIA COUSINS, WOODVILLE**  
**JADE PILKINGTON, ONKAPARINGA**  
**VICTORIA COUSINS, WOODVILLE**  
**HASLER MONDA, BURNSIDE**  
**KEANU ELIEPA, BURNSIDE**  
**KEANU ELIEPA, BURNSIDE**



Megan Maualaivao, Logan Addison-Black, TJ Maualaivao



Carl Arnold & Graeme Gibson



Brigid Koenig & Jet Verwey



Victoria Cousins & Keanu Eliepa

# GRAND FINAL RESULTS



U12: Onkaparinga 41 def Southern Suburbs 19



Third Grade: Brighton 22 def Burnside 20



U14: Old Collegians 24 def Brighton 19



Womens: Southern Suburbs 32 def Burnside 17



U16: Woodville 41 def Old Collegians 31



Reserve Grade: Old Collegians 36 def Brighton 22



U18: Old Collegians 36 def Brighton 0



Premier Grade: Burnside 50 def Old Collegians 33

# OFFICE BEARERS



## PRESIDENT

Mr D Pyper

## RUGBY UNION SA BOARD

Mr B Smith, Chair

Mrs B Koenig (resigned November '25)

Mr D Humble

Ms E Boulby

Mr F Stroud (appointed May '25)

Mr G Gibson

Mr M Hayes (resigned May '25)

Mrs J Schiller

Mr P Brown

Ms V Oakley

## CHIEF EXECUTIVE OFFICER

Mr C Jones (to May '25)

Mr L Lawrence (appointed June '25)

## RUGBY UNION SA STAFF

Ms B Low (resigned September '25)

Mrs R Jackson

Mr R Sadler

Mr S Pappas

Mr T Doughty

## DELEGATES TO RUGBY AUSTRALIA

Mr B Smith

Mr C Jones (to April '25)

Mr L Lawrence (from July '25)



Womens 30<sup>th</sup> Anniversary Celebrations

## NON-VOTING ASSOCIATES

Crippled Crows Mr F Vivian

## HONORARY SOLICITOR

Mr C Kummerow

## EXTERNAL FINANCE COMMITTEE MEMBER

Mr G Holdich

## COMPANY SECRETARY

Mr J Courtney

## AUDITORS

PERKS Accountants



## MEMBER DELEGATES

Adelaide University - Ms K Evans

Barossa Rams - Mr F Vivian

Brighton - Mr K Le Roux

Burnside - Mr G English

Elizabeth - Mr R Jennings

North Torrens - Mr D Wooster

Old Collegians - Ms A Kerr-Grant

Onkaparinga - Mr G McDonald

Port Adelaide - Mr T Mattin

Southern Suburbs - Mr A Owen

Woodville - Mr P Smith

SA Referees Association - Ms J Wilson

# LIFE MEMBERS



## PLAYER LIFE MEMBERS

(2005) Mr H Dijkman  
 (2005) Mr S Elliott  
 (2005) Mr R Kitson  
 (2005) Mr M McKenzie-Smith  
 (2007) Mr J Fidock  
 (2013) Mr P Jackson  
 (2018) Mr G Cavuoto \*  
 (2018) Mr B Hannam  
 (2018) Mr R Hannam  
 (2018) Mr T Londema  
 (2019) Mr B Scott  
 (2019) Mr G Millar OAM  
 (2019) Mr R Sen  
 (2019) Mr E Fidock OAM \*  
 (2021) Mr S Dumican  
 (2021) Mr J Wilson  
 (2022) Mr R Wasley  
 (2022) Mr T Mattin  
 (2022) Mr S Blanch  
 (2023) Ms E Yates  
 (2023) Ms K van Diemen  
 (2023) Ms S Batzavalis

## REFEREE LIFE MEMBERS

(2002) Mr G Burrows  
 (2002) Mr M Rixon  
 (2005) Dr R Essery  
 (2007) Mr G Pope  
 (2021) Mr G Howat  
 (2021) Mr S Sandford



## LIFE MEMBERS

(1937) Mr NM Mair \*  
 (1939) Mr G Portus \*  
 (1948) Mr A Neilson \*  
 (1950) Mr J Case \*  
 (1952) Mr J Parry \*  
 (1954) Mr P Campbell \*  
 (1960) Mr J Carroll \*  
 (1965) Mr C Runge \*  
 (1972) Mr A Marks \*  
 (1975) Mr K Grayling MBE \*  
 (1982) Mr C Plews \*  
 (1988) Mr NC Mair \*  
 (1989) Mr R Herde \*  
 (1996) Mr G Millar OAM  
 (2002) Mr E Apted  
 (2005) Mr G Doughty \*  
 (2006) Mr R Badcock \*  
 (2006) Mr B Cooper  
 (2006) Mr E Fidock OAM \*  
 (2006) Mrs J Millar  
 (2006) Mr M von Berg MC OAM  
 (2007) Mr B Hickman  
 (2007) Mr K Phelps \*  
 (2007) Mr N Whittaker  
 (2010) Mr A Mallison \*  
 (2011) Mr P Badcock  
 (2013) Mr P Brown  
 (2013) Mr G Holdich  
 (2015) Mr J Hudson  
 (2019) Mr P Jones  
 (2021) Mrs P Jackson  
 (2022) Mr W Bell OAM  
 (2023) Ms K Evans

# **South Australian Rugby Union Ltd**

ABN: 67 091 684 409

## **Financial Statements**

For the year ended 31 December 2025

# South Australian Rugby Union Ltd

ABN: 67 091 684 409

## Table of contents

For the year ended 31 December 2025

Directors' report . . . . .	2
Auditor's independence declaration . . . . .	6
Statement of profit or loss and other comprehensive income . . . . .	7
Statement of financial position . . . . .	8
Statement of changes in equity . . . . .	9
Statement of cash flows . . . . .	10
Notes to the financial statements . . . . .	11
Consolidated Entity Disclosure Statement . . . . .	25
Directors' declaration . . . . .	26
Independent auditor's report . . . . .	27

# South Australian Rugby Union Ltd

ABN: 67 091 684 409

## Directors' report

31 December 2025

The directors present their report on South Australian Rugby Union Ltd ("the Company") for the financial year ended 31 December 2025.

### Information on directors

The names of each person who has been a director during the year and to date of the report are:

Brett Smith (Chair)

Brigid Koenig

David Humble

Emma Boulby

Fraser Stroud (from May 2025)

Graeme Gibson

Jacqueline Schiller

Mike Hayes (to May 2025)

Paul Brown

Vivienne Oakley

Directors have been in office since the start of the financial year to the date of the report unless otherwise stated.

### Principal activities

The principal activities of the South Australian Rugby Union Ltd during the financial year were the playing and promotion of Rugby Union in South Australia and the stewardship of the accumulated assets of the Company.

No significant changes in the nature of the Company's activity occurred during the financial year.

### Review of operations

#### 2025 Financial Performance Summary

The Company has continued to grow the presence and profile of Rugby in South Australia, successfully holding a robust season in which participation numbers were relatively stable with high retention across ages and grades. In addition, the Company was able to capitalise both financially and in terms of generating market good will through the successful delivery of functions and events association with the 2025 British & Irish Lions Tour of Australia

This has resulted in the return to a financial surplus of \$44,633 through sustainable project budgeting and the optimisation of staff deployment, with a net reduction in headcount experienced against higher operational output.

# South Australian Rugby Union Ltd

ABN: 67 091 684 409

## Directors' report

31 December 2025

### Review of operations (continued)

#### Revenue Highlights

The Company has focussed on generating diversified revenue streams to support business sustainability, including:

- First Instalment of South Australian Government Legacy Fundy pertaining to the Rugby World Cup 2027 received, totalling \$150,000, with a commitment for investment over a five-year period
- The Rugby Australia Community Funding Model continues to supply sustainable income through the delivery of targeted programs
- Consolidated and extended the relationships with our sponsors , namely Hallet Group and Coopers

#### Strategic Investments

The following strategic investments have been undertaken in the financial period:

- The Company has established an integrated Home of Rugby for South Australia in collaboration with Adelaide University Sport & Fitness, including access to playing fields at University Playing Fields, West Beach to allow for the continued development of the game
- An MOU with the Western Force has been developed and implementation commenced, with commercial and playing pathways opportunities being invested in to promote the game in South Australia
- The successful conclusion of a tender process resulting in a new two-year merchandise and apparel deal with Belgravia Apparel / New Balance

#### 2026 Outlook

2026 will be a year highlighted by focussed investment, with competition restructuring, the investment in new analysis technologies and the embedding of headcount being key priorities. The 2026 pathway will also include the delivery of early activities and planning associated with the local delivery of the 2027 Men's Rugby World Cup.

#### Significant changes in state of affairs

There have been no significant changes in the state of affairs of the Company during the year.

#### Events after the reporting date

No matters or circumstances have arisen since the end of the financial year which significantly affected or may significantly affect the operations of the Company, the results of those operations or the state of affairs of the Company in future financial years.

#### Short term objectives

The Company's short term objectives are to: To maximise the South Australian community's interest in Rugby Union;

- To maximise the South Australian community's participation in Rugby Union.
- To improve the quality of the participation experience within the South Australian Rugby Union.
- To improve the sustainability and viability of South Australian community rugby providers.
- To grow the financial resources available to invest in South Australian Rugby union.
- To maximise the South Australian community's interest in Rugby Union.

#### Long term objectives

The Company's long term objectives are to:

# South Australian Rugby Union Ltd

ABN: 67 091 684 409

## Directors' report

31 December 2025

### Long term objectives (continued)

- To establish a thriving Rugby environment, underpinned by healthy participation, a high level of engagement and strong achievement at all levels.

### Strategy for achieving the objectives

To achieve these objectives, the Company has adopted the following strategies:

- To work with local media, the Government of South Australia and the SA Rugby community to increase the profile of local Rugby Union and stage regular, international and high quality Rugby Union in South Australia.
- To work in partnership with a range of community stakeholders including Government, South Australian businesses, rugby clubs, rugby participants (players, officials and administrators) to conduct a range of programs and activities to attract and recruit junior and senior players, coaches, officials and volunteers to be actively involved in the rugby community.
- To retain a large percentage of participants from year to year by offering quality competition appropriate to the needs of our constituents, education and training programs and opportunities for players to participate in State Representative Programs.
- To work in partnership with local government, the Government of South Australia and the Australian Rugby Union to ensure SA Rugby facilities and SA Rugby providers have the capacity and capability to deliver quality rugby experiences and to cater for growth.
- To ensure SA Rugby and rugby providers have the financial and physical resources to carry out our collective strategies.

### How principal activities assisted in achieving the objectives

The principal activities assisted the Company in achieving its objectives by:

- Providing the personnel, funds, competitions and consultative and regulatory structure to progressively achieve the objectives set.

### Performance measures

The following measures are used within the Company to monitor performance:

- Player participation rates.
- Strategic plan milestones.
- Monthly CEO reporting.
- Budget targets for sponsoring income.
- Maintenance of net assets levels.
- Financial Surplus.

### Members guarantee

South Australian Rugby Union Ltd is a company limited by guarantee. In the event of, and for the purpose of winding up of the company, the amount capable of being called up from each member is limited to \$100 subject to the provisions of the Company's constitution.

# South Australian Rugby Union Ltd

ABN: 67 091 684 409

## Directors' report

31 December 2025

### Events after the reporting date

No matters or circumstances have arisen since the end of the financial year which significantly affected or could significantly affect the operations of the Company, the results of those operations or the state of affairs of the Company in future financial years.

### Meetings of directors

During the financial year, 10 meetings of directors were held. Attendances by each director during the year were as follows:

Director	Number eligible to attend	Number attended
Brett Smith	10	9
Brigid Koenig	10	9
David Humble	10	9
Emma Boulby	10	8
Fraser Stroud	6	4
Graeme Gibson	10	10
Jacqueline Schiller	10	7
Mike Hayes	4	1
Paul Brown	10	10
Vivienne Oakley	10	9

### Auditor's Independence Declaration

The lead auditor's independence declaration in accordance with section 307C of the *Corporations Act 2001*, for the year ended 31 December 2024 has been received and can be found on page 6 of the financial report.

Signed in accordance with a resolution of the Board of Directors.

Brett Smith



---

Director

Dated this 21 day of April 2026

## Auditor's independence declaration under Section 307C of the *Corporations Act 2001* to the directors of South Australian Rugby Union Ltd

I declare that, to the best of my knowledge and belief, during the year ended 31 December 2025, there have been:

- no contraventions of the auditor independence requirements as set out in section 307C of the *Corporations Act 2001* in relation to the audit; and
- no contraventions of any applicable code of professional conduct in relation to the audit.



**PERKS AUDIT PTY LTD**

8/81 Flinders Street  
Adelaide SA 5000



**PETER J HILL**

Director

Registered Company Auditor, 72701

Dated this 21st day of April 2026

**Address**

Adelaide  
8/81 Flinders St  
Adelaide SA 5000

Darwin  
84 Smith St  
Darwin NT 0800

Alice Springs  
2/73 Hartley St  
Alice Springs NT 0870

**Telephone**

(08) 8273 9300

info@perks.com.au  
perks.com.au

# South Australian Rugby Union Ltd

ABN: 67 091 684 409

## Statement of profit or loss and other comprehensive income

For the year ended 31 December 2025

	Note	2025 \$	2024 \$
Revenue	5	784,955	729,783
Other income	5	500,129	216,576
Depreciation		(26,549)	(30,437)
Employee benefit expenses		(505,005)	(488,405)
Interest expense		(3,642)	(4,607)
Other expenses		(705,225)	(468,077)
<b>Profit / (loss) before income taxes</b>		44,663	(45,167)
Income tax expense		-	-
<b>Profit / (loss) after income taxes</b>		44,663	(45,167)

The accompanying notes form part of these financial statements.

# South Australian Rugby Union Ltd

ABN: 67 091 684 409

## Statement of financial position

As at 31 December 2025

	Note	2025 \$	2024 \$
<b>Assets</b>			
<b>Current assets</b>			
Cash and cash equivalents	7	253,526	210,836
Trade and other receivables	8	42,000	67,849
Inventories	10	20,275	23,567
Other assets	9	4,761	2,000
<b>Total current assets</b>		<b>320,562</b>	<b>304,252</b>
<b>Non-current assets</b>			
Property, plant and equipment	11	21,569	25,733
Right-of-use assets	12	79,896	61,046
<b>Total non-current assets</b>		<b>101,465</b>	<b>86,779</b>
<b>Total assets</b>		<b>422,027</b>	<b>391,031</b>
<b>Liabilities</b>			
<b>Current liabilities</b>			
Trade and other payables	13	51,767	48,089
Employee benefits	15	8,981	746
Lease liabilities	12	25,899	24,262
Other liabilities	14	40,881	54,600
<b>Total current liabilities</b>		<b>127,528</b>	<b>127,697</b>
<b>Non-current liabilities</b>			
Employee benefits	15	22,480	50,010
Lease liabilities	12	54,189	40,157
<b>Total non-current liabilities</b>		<b>76,669</b>	<b>90,167</b>
<b>Total liabilities</b>		<b>204,197</b>	<b>217,864</b>
<b>Net assets</b>		<b>217,830</b>	<b>173,167</b>
<b>Equity</b>			
Retained earnings		217,830	173,167
<b>Total equity</b>		<b>217,830</b>	<b>173,167</b>

The accompanying notes form part of these financial statements.

# South Australian Rugby Union Ltd

ABN: 67 091 684 409

## Statement of changes in equity

For the year ended 31 December 2025

<b>2024</b>	<b>Retained earnings \$</b>	<b>Total \$</b>
Balance at 1 January 2024	218,334	218,334
Loss for the year	(45,167)	(45,167)
<b>Balance at 31 December 2024</b>	<b>173,167</b>	<b>173,167</b>

<b>2025</b>	<b>Retained earnings \$</b>	<b>Total \$</b>
Balance at 1 January 2025	173,167	173,167
Profit for the year	44,663	44,663
<b>Balance at 31 December 2025</b>	<b>217,830</b>	<b>217,830</b>

The accompanying notes form part of these financial statements.

# South Australian Rugby Union Ltd

ABN: 67 091 684 409

## Statement of cash flows

For the year ended 31 December 2025

	2025	2024
	\$	\$
<b>Cash flows from operating activities:</b>		
Receipts from clubs, players, grants, sponsors and others	1,439,441	978,757
Payments to suppliers and employees	(1,368,757)	(1,015,732)
<b>Net cash flows from/(used in) operating activities</b>	<b>70,684</b>	<b>(36,975)</b>
<b>Cash flows from investing activities:</b>		
Purchase of property, plant and equipment	(1,777)	(3,276)
<b>Net cash provided by/(used in) investing activities</b>	<b>(1,777)</b>	<b>(3,276)</b>
<b>Cash flows from financing activities:</b>		
Repayment of lease liabilities	(26,217)	(27,157)
<b>Net cash provided by/(used in) financing activities</b>	<b>(26,217)</b>	<b>(27,157)</b>
<b>Net increase/(decrease) in cash and cash equivalents</b>	<b>42,690</b>	<b>(67,408)</b>
Cash and cash equivalents at beginning of year	210,836	278,244
<b>Cash and cash equivalents at end of financial year</b>	<b>253,526</b>	<b>210,836</b>

The accompanying notes form part of these financial statements.

# South Australian Rugby Union Ltd

ABN: 67 091 684 409

## Notes to the financial statements

For the year ended 31 December 2025

### 1) Introduction

The financial report is for South Australian Rugby Union Ltd as an individual entity, incorporated and domiciled in Australia. South Australian Rugby Union Ltd is a company limited by guarantee.

### 2) Basis of preparation

The financial statements are general purpose financial statements that have been prepared in accordance with Australian Accounting Standards - Simplified Disclosure Requirements of the Australian Accounting Standards Board (AASB) and the *Corporations Act 2001*.

The company is a not-for-profit entity for financial reporting purposes under Australian Accounting Standards.

Australian Accounting Standards set out accounting policies that the AASB has concluded would result in financial statements containing relevant and reliable information about transactions, events and conditions.

Material accounting policies adopted in the preparation of these financial statements are presented below and have been consistently applied unless otherwise stated.

The financial statements, except for the cash flows information, have been prepared on an accruals basis and are based on historical costs modified, where applicable, by the measurement at fair value of selected non-current assets, financial assets and financial liabilities

# South Australian Rugby Union Ltd

ABN: 67 091 684 409

## Notes to the financial statements

For the year ended 31 December 2025

### 3) Material accounting policy information

#### a) Revenue

The core principle of AASB 15 is that revenue is recognised on a basis that reflects the transfer of promised goods or services to customers at an amount that reflects the consideration the Company expects to receive in exchange for those goods or services. If a contract contains more than one promised good or service, the components of the contract should be reflected as such in the financial statements.

Revenue is recognised and measured by applying the following five step approach:

1. Identify the contract with the customer
2. Identify the performance obligations
3. Determine the transaction price
4. Allocate the transaction price to the performance obligations
5. Recognise revenue as and when control of the performance obligations is transferred

Revenue from the sale of goods is recognised upon the delivery of goods to customers as this is considered when the Company's performance obligations have been met and a transaction price can be allocated reliably.

Clubs and player fees are recognised when they are received.

Government grants are recognised at their fair value where there is reasonable assurance that the grant will be received and the Company will comply with all the attached conditions. Government grants relating to costs are deferred and recognised in profit or loss over the period necessary to match them with the costs that they are intended to compensate.

Similarly Grants from the Australian Rugby Union are recognised in profit or loss over the period necessary to match them with the revenue, commitments and costs that they are intended to represent.

Sponsorship revenue is recognised within the financial year to which it relates to.

Interest revenue is recognised on a proportional basis taking into account the interest rates applicable to the financial assets.

All revenue is stated net of the amount of goods and services tax (GST).

#### b) Income tax

The Company is exempt from income tax under Division 50 of the *Income Tax Assessment Act 1997*.

#### c) Goods and services tax (GST)

Revenue, expenses and assets are recognised net of the amount of goods and services tax (GST), except where the amount of GST incurred is not recoverable from the Australian Taxation Office (ATO).

Receivables and payable are stated inclusive of GST.

Cash flows in the statement of cash flows are included on a gross basis and the GST component of cash flows arising from investing and financing activities which is recoverable from, or payable to, the taxation authority is classified as operating cash flows.

# South Australian Rugby Union Ltd

ABN: 67 091 684 409

## Notes to the financial statements

For the year ended 31 December 2025

### 3) Material accounting policy information (continued)

#### d) Cash and cash equivalents

Cash and cash equivalents comprises cash on hand, demand deposits and short-term investments which are readily convertible to known amounts of cash and subject to an insignificant risk of change in value.

#### e) Inventories

Inventories are measured at the lower of cost and net realisable value. Inventories acquired at no cost, or for nominal consideration are valued at the current replacement cost as at the date of acquisition, which is the deemed cost.

#### f) Property, plant and equipment

Each class of property, plant and equipment is carried at cost less, where applicable, any accumulated depreciation and impairment.

Property, plant and equipment, excluding freehold land, is depreciated on a straight-line basis over the asset's useful life to the Company, commencing when the asset is ready for use.

Leased assets and leasehold improvements are amortised over the shorter of either the unexpired period of the lease or their estimated useful life.

The estimated useful lives used for each class of depreciable asset are shown below:

Fixed asset class	Useful life
Plant and equipment	3 to 8 years
Office equipment	3 to 10 years

At the end of each annual reporting period, the depreciation method, useful life and residual value of each asset is reviewed. Any revisions are accounted for prospectively as a change in estimate.

When an asset is disposed, the gain or loss is calculated by comparing proceeds received with its carrying amount and is taken to profit or loss.

#### g) Leases

At inception of a contract, the Company assesses whether a lease exists.

The non-lease components included in the lease agreement have been separated and are recognised as an expense as incurred.

The Company has chosen not to apply AASB 16 to leases of intangible assets.

# South Australian Rugby Union Ltd

ABN: 67 091 684 409

## Notes to the financial statements

For the year ended 31 December 2025

### 3) Material accounting policy information (continued)

#### g) Leases (continued)

At the lease commencement, the Company recognises a right-of-use asset and associated lease liability for the lease term. The lease term includes extension periods where the Company believes it is reasonably certain that the option will be exercised.

The right-of-use asset is measured using the cost model, depreciated over the lease term on a straight-line basis.

The Company has elected to apply the exceptions to lease accounting for both short-term leases (i.e. leases with a term of less than or equal to 12 months) and leases of low-value assets. The Company recognises the payments associated with these leases as an expense on a straight-line basis over the lease term.

#### h) Impairment of non-financial assets

At the end of each reporting period the Company determines whether there is evidence of an impairment indicator for non-financial assets.

Where an indicator exists and regardless for indefinite life intangible assets and intangible assets not yet available for use, the recoverable amount of the asset is estimated.

Where assets do not operate independently of other assets, the recoverable amount of the relevant cash-generating unit (CGU) is estimated.

The recoverable amount of an asset or CGU is the higher of the fair value less costs of disposal and the value in use. Value in use is the present value of the future cash flows expected to be derived from an asset or cash-generating unit.

Where the recoverable amount is less than the carrying amount, an impairment loss is recognised in profit or loss.

Reversal indicators are considered in subsequent periods for all assets which have suffered an impairment loss.

#### i) Employee benefits

Provision is made for the Company's liability for employee benefits arising from services rendered by employees to balance date. Employee benefits that are expected to be settled have been measured at the amounts expected to be paid when the liability is settled and include on-costs.

#### j) Financial instruments

Financial instruments are recognised initially on the date that the Company becomes party to the contractual provisions of the instrument.

# South Australian Rugby Union Ltd

ABN: 67 091 684 409

## Notes to the financial statements

For the year ended 31 December 2025

### 3) Material accounting policy information (continued)

#### j) Financial instruments (continued)

On initial recognition, all financial instruments are measured at fair value plus transaction costs (except for instruments measured at fair value through profit or loss where transaction costs are expensed as incurred).

##### i) Financial assets

All recognised financial assets are subsequently measured in their entirety at either amortised cost or fair value, depending on the classification of the financial assets.

##### *Classification*

On initial recognition, the Company classifies its financial assets into the following categories, those measured at:

- amortised cost

Financial assets are not reclassified subsequent to their initial recognition unless the Company changes its business model for managing financial assets.

##### *Amortised cost*

The Company's financial assets measured at amortised cost comprise trade and other receivables and cash and cash equivalents in the statement of financial position.

Subsequent to initial recognition, these assets are carried at amortised cost using the effective interest rate method less provision for impairment.

##### *Impairment of financial assets*

Impairment of financial assets is recognised on an expected credit loss (ECL) basis for the following assets:

- financial assets measured at amortised cost

When determining whether the credit risk of a financial assets has increased significantly since initial recognition and when estimating ECL, the Company considers reasonable and supportable information that is relevant and available without undue cost or effort. This includes both quantitative and qualitative information and analysis based on the Company's historical experience and informed credit assessment and including forward looking information.

Where the simplified approach to expected credit loss (ECL) is not applied, the Company uses the presumption that an asset which is more than 30 days past due has seen a significant increase in credit risk.

# South Australian Rugby Union Ltd

ABN: 67 091 684 409

## Notes to the financial statements

For the year ended 31 December 2025

### 3) Material accounting policy information (continued)

#### j) Financial instruments (continued)

##### i) Financial assets (continued)

Credit losses are measured as the present value of the difference between the cash flows due to the Company in accordance with the contract and the cash flows expected to be received. This is applied using a probability weighted approach.

##### *Trade receivables*

Impairment of trade receivables and contract assets have been determined using the simplified approach in AASB 9 which uses an estimation of lifetime expected credit losses.

The Company has determined the probability of non-payment of the receivable and contract asset and multiplied this by the amount of the expected loss arising from default.

The amount of the impairment is recorded in a separate allowance account with the loss being recognised in finance expense. Once the receivable is determined to be uncollectable then the gross carrying amount is written off against the associated allowance.

Where the Company renegotiates the terms of trade receivables due from certain customers, the new expected cash flows are discounted at the original effective interest rate and any resulting difference to the carrying value is recognised in profit or loss.

##### *Other financial assets measured at amortised cost*

Impairment of other financial assets measured at amortised cost are determined using the expected credit loss model in AASB 9. On initial recognition of the asset, an estimate of the expected credit losses for the next 12 months is recognised. Where the asset has experienced significant increase in credit risk then the lifetime losses are estimated and recognised.

##### ii) Financial liabilities

The Company measures all financial liabilities initially at fair value less transaction costs, subsequently financial liabilities are measured at amortised cost using the effective interest rate method.

The financial liabilities of the Company comprise trade payables, bank and other loans and lease liabilities.

### 4) Critical accounting estimates and judgements

The directors make estimates and judgements during the preparation of these financial statements regarding assumptions about current and future events affecting transactions and balances.

These estimates and judgements are based on the best information available at the time of preparing the financial statements, however as additional information is known then the actual results may differ from the estimates.

# South Australian Rugby Union Ltd

ABN: 67 091 684 409

## Notes to the financial statements

For the year ended 31 December 2025

### 4) Critical accounting estimates and judgements (continued)

The significant estimates and judgements made have been described below.

#### a) Key estimates - employee provisions

As described in the accounting policies, employee provisions are measured at management's best estimate of the expenditure required to settle the obligation at the end of the reporting period. These estimates are made taking into account the probability of staff reaching entitlement.

#### b) Key estimates - receivables

The receivables at the reporting date have been reviewed to specifically provide for any debts which are considered irrecoverable. The remaining debts have been subject to expected credit loss testing based on the history of the association with the counterparty, the current economic climate and any future expectations relating to the industry and circumstances of the counterparty.

# South Australian Rugby Union Ltd

ABN: 67 091 684 409

## Notes to the financial statements

For the year ended 31 December 2025

### 5) Revenue and other income

#### a) Revenue from continuing operations

	2025	2024
	\$	\$
<b>Revenue from contracts with customers</b>		
Merchandise sales	55	-
Sponsorships	28,661	107,464
Australian Rugby Union grants	255,691	266,662
Clubs / player fees	280,178	270,157
Government grants	220,370	85,500
<b>Total revenue from contracts with customers</b>	<b>784,955</b>	<b>729,783</b>
<b>Total revenue from continuing operations</b>	<b>784,955</b>	<b>729,783</b>

#### b) Other income

	2025	2024
	\$	\$
Other income	500,129	216,576

#### c) Disaggregation of revenue from contracts with customers

Revenue from contracts with customers have been has been disaggregated by timing of transfer of products and services as displayed in the following table:

Timing of revenue	2025	2024
	\$	\$
Over time	784,900	729,783
At a point in time	55	-
<b>Revenue from contracts with customers</b>	<b>784,955</b>	<b>729,783</b>

# South Australian Rugby Union Ltd

ABN: 67 091 684 409

## Notes to the financial statements

For the year ended 31 December 2025

### 6) Auditor's remuneration

	2025	2024
	\$	\$
Remuneration of the auditor, Mr Peter Hill, of Perks Audit Pty Ltd, for:		
- auditing the financial statements	9,600	9,300

### 7) Cash and cash equivalents

	2025	2024
	\$	\$
Cash at bank and on hand	253,526	210,836

#### a) Reconciliation of cash

Cash at the end of the financial year as shown in the statement of cash flows is reconciled to items in the statement of financial position as follows:

	2025	2024
	\$	\$
Cash and cash equivalents	253,526	210,836

### 8) Trade and other receivables

Current	2025	2024
	\$	\$
Trade receivables	43,000	68,849
Provision for impairment	(1,000)	(1,000)
<b>Total trade and other receivables</b>	<b>42,000</b>	<b>67,849</b>

### 9) Other assets

Current	2025	2024
	\$	\$
Prepayments	4,761	-
Other assets	-	2,000
<b>Total other assets</b>	<b>4,761</b>	<b>2,000</b>

# South Australian Rugby Union Ltd

ABN: 67 091 684 409

## Notes to the financial statements

For the year ended 31 December 2025

### 10) Inventories

Current	2025	2024
	\$	\$
<b>At cost</b>		
Stock on hand	20,275	23,567

### 11) Property, plant and equipment

	2025	2024
	\$	\$
<b>Plant and equipment</b>		
At cost	13,675	17,044
Accumulated depreciation	(11,405)	(13,305)
<b>Total plant and equipment</b>	2,270	3,739
<b>Computer equipment</b>		
At cost	28,231	31,552
Accumulated depreciation	(16,931)	(19,042)
<b>Total computer equipment</b>	11,300	12,510
<b>Motor vehicles</b>		
At cost	11,875	11,875
Accumulated depreciation	(3,876)	(2,391)
<b>Total motor vehicles</b>	7,999	9,484
<b>Total property, plant and equipment</b>	21,569	25,733

#### a) Movements in carrying amounts

Movement in the carrying amounts for each class of property, plant and equipment between the beginning and end of the current financial year:

2025	Plant and equipment	Computer equipment	Motor vehicles	Totals
	\$	\$	\$	\$
Balance at 1 January 2025	3,739	12,510	9,484	25,733
Additions	-	3,718	-	3,718
Disposals	(518)	(1,423)	-	(1,941)
Depreciation	(951)	(3,505)	(1,485)	(5,941)
<b>Balance at 31 December 2025</b>	2,270	11,300	7,999	21,569

# South Australian Rugby Union Ltd

ABN: 67 091 684 409

## Notes to the financial statements

For the year ended 31 December 2025

### 12) Leases

The Company entered into a new lease on 1 December 2025 for the West Beach Recreation Hub. The lease is for a 3 year term ending on 31 December 2028.

#### a) Right-of-use assets

	2025	2024
	\$	\$
Right-of-use assets	79,896	61,046
<b>Total right-of-use assets</b>	<b>79,896</b>	<b>61,046</b>

#### Movements in carrying amounts of right-of-use assets:

2024	Buildings	Total
	\$	\$
Balance at 1 January 2025	61,046	61,046
Depreciation charge	(24,418)	(24,418)
Additions	79,896	79,896
Disposals	(36,628)	(36,628)
<b>Balance at 31 December 2025</b>	<b>79,896</b>	<b>79,896</b>

#### b) Lease liabilities

The maturity analysis of lease liabilities based on contractual undiscounted cash flows is shown in the table below:

	2025	2024
	\$	\$
< 1 year	30,000	27,469
1 - 5 years	57,500	42,104
<b>Total undiscounted lease liabilities</b>	<b>87,500</b>	<b>69,573</b>
Lease liabilities included in the statement of financial position	80,088	64,419

### 13) Trade and other payables

Current	2025	2024
	\$	\$
Accrued expenses	51,767	48,089

# South Australian Rugby Union Ltd

ABN: 67 091 684 409

## Notes to the financial statements

For the year ended 31 December 2025

### 14) Other liabilities

Current	2025	2024
	\$	\$
Grants received in advance	29,600	43,600
Other liabilities	11,281	11,000
<b>Total other liabilities</b>	<b>40,881</b>	<b>54,600</b>

### 15) Employee benefits

	2025	2024
	\$	\$
<b>Current</b>		
Provision for annual leave	8,981	746
<b>Total current employee benefits</b>	<b>8,981</b>	<b>746</b>
<b>Non-current</b>		
Provision for long service leave	22,480	50,010
<b>Total non-current employee benefits</b>	<b>22,480</b>	<b>50,010</b>
<b>Total employee benefits</b>	<b>31,461</b>	<b>50,756</b>

Provision for employee benefits represents amounts accrued for annual leave and long service leave.

The current portion for this provision includes the total amount accrued for annual leave entitlements and the amounts accrued for long service leave entitlements that have vested due to employees having completed the required period of service. Based on past experience, the entity does not expect the full amount of annual leave or long service leave balances classified as current liabilities to be settled within the next 12 months. However, these amounts must be classified as current liabilities since the entity does not have an unconditional right to defer the settlement of these amounts in the event employees wish to use their leave entitlement.

The non-current portion for this provision includes amounts accrued for long service leave entitlements that have not yet vested in relation to those employees who have not yet completed the required period of service.

#### a) Reconciliations

2025	Long service		Total
	Annual leave	leave	
	\$	\$	\$
Balance at 1 January 2025	746	50,010	50,756
Additional provisions raised during the year	18,539	2,204	20,743
Amounts used	(10,304)	(29,734)	(40,038)
<b>Balance at 31 December 2025</b>	<b>8,981</b>	<b>22,480</b>	<b>31,461</b>

# South Australian Rugby Union Ltd

ABN: 67 091 684 409

## Notes to the financial statements

For the year ended 31 December 2025

### 16) Financial risk management

<b>Financial assets</b>	<b>2025</b>	<b>2024</b>
	<b>\$</b>	<b>\$</b>
<b>Held at amortised cost</b>		
Cash and cash equivalents	253,526	210,836
Trade and other receivables	42,000	67,849
	<b>295,526</b>	<b>278,685</b>
<b>Financial liabilities</b>	<b>2025</b>	<b>2024</b>
	<b>\$</b>	<b>\$</b>
Trade payables	51,767	48,089
Lease liabilities	80,088	64,419
	<b>131,855</b>	<b>112,508</b>

### 17) Key management personnel remuneration

The remuneration paid to key management personnel of South Australian Rugby Union Ltd during the year is as follows:

	<b>2025</b>	<b>2024</b>
	<b>\$</b>	<b>\$</b>
Short-term employee benefits	157,135	124,769
Long-term benefits	18,002	13,949
	<b>175,137</b>	<b>138,718</b>

### 18) Contingencies

In the opinion of the directors, the Company did not have any contingencies at 31 December 2025 (2024: None).

### 19) Related parties

Key management personnel - refer to Note 17.

There were no related parties transaction occurred for the financial year ended 31 December 2025 (31 December 2024: Nil).

### 20) Events occurring after the reporting date

No matters or circumstances have arisen since the end of the financial year which significantly affected or may significantly affect the operations of the Company, the results of those operations, or the state of affairs of the Company in future financial years.

# **South Australian Rugby Union Ltd**

ABN: 67 091 684 409

## **Notes to the financial statements**

For the year ended 31 December 2025

### **21) Statutory information**

The registered office of the Company is:

8/81 Flinders Street Adelaide SA 5000

The principal place of business of the Company is:

West Beach Parks Administration Building

Military Road West Beach SA 5024

# **South Australian Rugby Union Ltd**

**ABN: 67 091 684 409**

## **Consolidated Entity Disclosure Statement**

Subsection 295(3A)(a) of the Corporations Act does not apply to South Australian Rugby Union Limited as the Company is not required to prepare consolidated financial statements by Australian Accounting Standards.

# South Australian Rugby Union Ltd

ABN: 67 091 684 409

## Directors' declaration

The directors declare that, in the directors opinion:

1. the financial statements and notes, as set out on pages 7 to 25 for the year ended 31 December 2025 are in accordance with the *Corporations Act 2001* and:
  - comply with Australian Accounting Standards and the *Corporations Regulations 2001*; and
  - give a true and fair view of the financial position as at 31 December 2025 and of the performance for the year ended on that date of the Company.
2. there are reasonable grounds to believe that the Company will be able to pay its debts as and when they become due and payable.
3. The consolidated entity disclosure statement is true and correct.

This declaration is made in accordance with a resolution of the Board of Directors.

---

Director



---

Director

Dated this 21st day of April 2026

# Independent auditor's report to the members of South Australian Rugby Union Ltd

## Opinion

We have audited the accompanying financial report of South Australian Rugby Union Ltd ("the Company"), which comprises the statement of financial position as at 31 December 2025, the statement of profit or loss and other comprehensive income, the statement of changes in equity and the statement of cash flows for the year then ended, notes to the financial statements, including a summary of material accounting policy information, and the directors' declaration.

In our opinion, the accompanying financial report of the Company is in accordance with the *Corporations Act 2001*, including:

1. giving a true and fair view of the Company's financial position as at 31 December 2025 and of its financial performance for the year ended; and
2. complying with Australian Accounting Standards and the *Corporations Act 2001*.

## Basis for opinion

We conducted our audit in accordance with Australian Auditing Standards. Our responsibilities under those standards are further described in the *Auditor's Responsibilities for the Audit of the Financial Report* section of our report. We are independent of the Company in accordance with the auditor independence requirements of the *Corporations Act 2001* and the ethical requirements of the Accounting Professional and Ethical Standards Board's APES 110 *Code of Ethics for Professional Accountants (including Independence Standards)* (the Code) that are relevant to our audit of the financial report in Australia. We have also fulfilled our other ethical responsibilities in accordance with the Code.

We believe that the audit evidence we have obtained is sufficient and appropriate to provide a basis for our opinion.

### Address

Adelaide  
8/81 Flinders St  
Adelaide SA 5000

Darwin  
84 Smith St  
Darwin NT 0800

Alice Springs  
2/73 Hartley St  
Alice Springs NT 0870

### Telephone

(08) 8273 9300

info@perks.com.au  
perks.com.au

# Independent auditor's report to the members of South Australian Rugby Union Ltd

## Information Other than the Financial Report and Auditor's Report Thereon

The directors are responsible for the other information. The other information obtained at the date of this auditor's report is included in the directors' report, but does not include the financial report and our auditor's report thereon.

Our opinion on the financial report does not cover the other information and accordingly we do not express any form of assurance conclusion thereon.

In connection with our audit of the financial report, our responsibility is to read the other information and, in doing so, consider whether the other information is materially inconsistent with the financial report or our knowledge obtained in the audit or otherwise appears to be materially misstated.

If, based on the work we have performed on the other information obtained prior to the date of this auditor's report, we conclude that there is a material misstatement of this other information, we are required to report that fact. We have nothing to report in this regard

## Responsibilities of directors for the financial report

### Responsibilities of Directors for the Financial Report

The directors of the Company are responsible for the preparation and fair presentation of the financial report in accordance with Australian Accounting Standards and the *Corporations Act 2001*, and for such internal control as the directors determine is necessary to enable the preparation of the financial report is free from material misstatement, whether due to fraud or error.

In preparing the financial report, the directors are responsible for assessing the Company's ability to continue as a going concern, disclosing, as applicable, matters related to going concern and using the going concern basis of accounting unless the directors either intends to liquidate the Company or to cease operations, or have no realistic alternative but to do so.

In preparing the financial report, the directors are responsible for assessing the Company's ability to continue as a going concern, disclosing, as applicable, matters related to going concern and using the going concern basis of accounting unless management either intends to liquidate the Company or to cease operations, or has no realistic alternative but to do so.

#### Address

Adelaide  
8/81 Flinders St  
Adelaide SA 5000

Darwin  
84 Smith St  
Darwin NT 0800

Alice Springs  
2/73 Hartley St  
Alice Springs NT 0870

#### Telephone

(08) 8273 9300

[info@perks.com.au](mailto:info@perks.com.au)  
[perks.com.au](http://perks.com.au)

# Independent auditor's report to the members of South Australian Rugby Union Ltd

## Auditor's responsibilities for the audit of the financial report

Our objectives are to obtain reasonable assurance about whether the financial report as a whole is free from material misstatement, whether due to fraud or error, and to issue an auditor's report that includes our opinion. Reasonable assurance is a high level of assurance, but is not a guarantee that an audit conducted in accordance with the Australian Auditing Standards will always detect a material misstatement when it exists. Misstatements can arise from fraud or error and are considered material if, individually or in the aggregate, they could reasonably be expected to influence the economic decisions of users taken on the basis of this financial report.

As part of an audit in accordance with the Australian Auditing Standards, we exercise professional judgement and maintain professional scepticism throughout the audit. We also:

- Identify and assess the risks of material misstatement of the financial report, whether due to fraud or error, design and perform audit procedures responsive to those risks, and obtain audit evidence that is sufficient and appropriate to provide a basis for our opinion. The risk of not detecting a material misstatement resulting from fraud is higher than for one resulting from error, as fraud may involve collusion, forgery, intentional omissions, misrepresentations, or the override of internal control.
- Obtain an understanding of internal control relevant to the audit in order to design audit procedures that are appropriate in the circumstances, but not for the purpose of expressing an opinion on the effectiveness of the Company's internal control.
- Evaluate the appropriateness of accounting policies used and the reasonableness of accounting estimates and related disclosures made by the directors.
- Conclude on the appropriateness of the directors' use of the going concern basis of accounting and, based on the audit evidence obtained, whether a material uncertainty exists related to events or conditions that may cast significant doubt on the Company's ability to continue as a going concern. If we conclude that a material uncertainty exists, we are required to draw attention in our auditor's report to the related disclosures in the financial report or, if such disclosures are inadequate, to modify our opinion. Our conclusions are based on the audit evidence obtained up to the date of our auditor's report. However, future events or conditions may cause the Company to cease to continue as a going concern.
- Evaluate the overall presentation, structure and content of the financial report, including the disclosures, and whether the financial report represents the underlying transactions and events in a manner that achieves fair presentation.

### Address

Adelaide  
8/81 Flinders St  
Adelaide SA 5000

Darwin  
84 Smith St  
Darwin NT 0800

Alice Springs  
2/73 Hartley St  
Alice Springs NT 0870

### Telephone

(08) 8273 9300

info@perks.com.au  
perks.com.au

## Independent auditor's report to the members of South Australian Rugby Union Ltd

We communicate with the directors regarding, among other matters, the planned scope and timing of the audit and significant audit findings, including any significant deficiencies in internal control that we identify during our audit



**PERKS AUDIT PTY LTD**

8/81 Flinders Street  
Adelaide SA 5000



**PETER J HILL**

Director  
Registered Company Auditor, 72701

Dated this 21st day of April 2026

Address

Adelaide  
8/81 Flinders St  
Adelaide SA 5000

Darwin  
84 Smith St  
Darwin NT 0800

Alice Springs  
2/73 Hartley St  
Alice Springs NT 0870

Telephone

(08) 8273 9300

info@perks.com.au  
perks.com.au

# South Australian Rugby Union Ltd

ABN 67 091 684 409

## Private information for the directors on the 2025 financial statements

### Trading Profit and Loss Account For the Year Ended 31 December 2025

	2025	2024
	\$	\$
<b>INCOME</b>		
Player and Club Fees	281,678	276,986
Australian Rugby Union Grants	225,691	226,662
Additional Australia Rugby Funding	30,000	40,000
SA Government Grants	220,370	85,500
Sponsorship	28,661	107,464
Competition and finals staging (see offsetting expenses below)	38,686	39,266
Representative teams (see offsetting expenses below)	148,336	84,826
Development programs and courses (inc Academy)	25,341	17,275
Other income	55	-
Functions and events (see offsetting expenses below)	284,054	55,543
Courses conducted (see offsetting expenses below)	2,212	12,836
<b>TOTAL INCOME</b>	<b>1,285,083</b>	<b>946,358</b>
<b>LESS EXPENSES</b>		
Salaries and wages (including Trainee and Contractors)	459,120	423,685
Competition staging costs including final series (see offsetting income above)	29,437	30,571
Superannuation	53,401	44,950
Leave provisions	(19,295)	8,227
Functions and events (see offsetting income above)	252,259	99,976
Depreciation	26,549	30,437
Marketing, communications and sponsor support	34,545	50,402
SARU Representative Teams (see offsetting income above)	261,045	170,627
Referee match payments, training and equipment	42,413	36,399
Staff expenses	4,816	5,915
IT and Telecommunication expenses	16,225	15,931
Motor Vehicle Expenses	16,981	20,339
<b>Carried forward expenses</b>	<b>1,177,497</b>	<b>937,459</b>

These financial statements should be read in conjunction with the attached Disclaimer

31

